



**Township of the
North Shore Police Services Board
Agenda**

**Thursday, January 26th, 2024
4 p.m.**

**Township of the North Shore Police Services Board is inviting you
to a scheduled Zoom meeting.**

Join Zoom Meeting

<https://us02web.zoom.us/j/87001404852?pwd=cWhsUkVWOU9lTmRnRWmtocFRnK1kyUT09>

Meeting ID: 870 0140 4852

Passcode: 899717

This meeting is being held in a Hybrid setting. Attendees may choose to attend via ZOOM or in person in the Municipal Office Council Chambers located at 1385 Highway 17, Algoma Mills.

1. CALL TO ORDER

2. DISCLOSURES OF PECUNIARY INTEREST

3. ADDITIONS TO THE AGENDA ★

4. MINUTES ★

- Meeting of October 26th, 2023

5. CORRESPONDENCE/REPORTING/INFORMATION

- a) OPP Calls for Service and Billing Summary Reports –September, October, November, December 2023 and Police Service Board Integrated Court Offense Network Report – September, October, November 2023

7. ADJOURNMENT ★

4



Minutes

Police Services Board
Township of the North Shore
Thursday, October 26th, 2023
4 p.m.
Electronic Meeting

This meeting is being held in a Hybrid setting. Attendees may choose to attend via ZOOM or in person in the Municipal Office Council Chambers located at 1385 Highway 17, Algoma Mills.

ATTENDANCE

Chair	Councillor Tracey Simon
Member	Heather Pelky
Staff:	Clerk/Board Secretary Rachel Schneider
OPP:	Acting Staff Sergeant/Operations Manager Sue Gordon

CALL TO ORDER

Meeting was called to order at 3:56 pm by the Chair

DISCLOSURES OF PECUNIARY INTEREST

None were declared.

ADDITIONS TO THE AGENDA

Moved by: Heather Pelky
Seconded by: Tracey Simon
RESOLVED that the Police Services Board agenda be approved as presented.

"CARRIED"

MINUTES

Moved by: Heather Pelky
Seconded by: Tracey Simon
RESOLVED that the minutes of the July 27th, 2023, Police Services Board meeting be approved as circulated.

"CARRIED"

CORRESPONDENCE/REPORTING/INFORMATION

a) OPP Calls for Service and Billing Summary Reports – July, August, September 2023 and Police Service Board Integrated Court Offense Network Report – May, June, July, August 2023

Acting Staff Sergeant/Operations Manager Gordon explained that nothing has changed, no traumatic events or major concerns. The only area of concern is about trespassing – there is a Sergeant assigned to this specifically along with the Provincial Liaison Team.

The Township of The North Shore's August 12th 50th Anniversary Event was patrolled by the OPP, with S. Gordon out on the marine unit. There were no issues, the calls of service did not spike, and people on Lake Lauzon were behaving. The bus to pick event attendees up was a great idea. The OPP would like to express kudos to the Township on the event.

There is a R.I.D.E. program scheduled soon.

Staffing – recruits for Elliot Lake x1, recruits for Thessalon x1. There is a lateral transfer to Blind River – she is a seasoned Officer who will be living in the area. The recruitment for Auxiliary will be starting soon. The competition for Staff Sergeant has closed and the results are expected to be out by the end of the year.

Tyler Sturgeon has been temporarily assigned to North Bay, Andre Barrette is in Tyler Sturgeon's place and comes from Cochrane.

b) 2024 Police Services Board meeting calendar

Moved By: Heather Pelky

Seconded By: Tracey Simon

RESOLVED: That the Police Services Board approve the 2024 Police Services Board meeting calendar

"CARRIED"

ADJOURNMENT

Moved By: Heather Pelky

Seconded By: Tracey Simon

RESOLVED: That the next regular meeting of the Police Services Board be held on January 25th, 2024, at 4 p.m. or at the call of the Chair and that the meeting be adjourned at 4:05 pm.

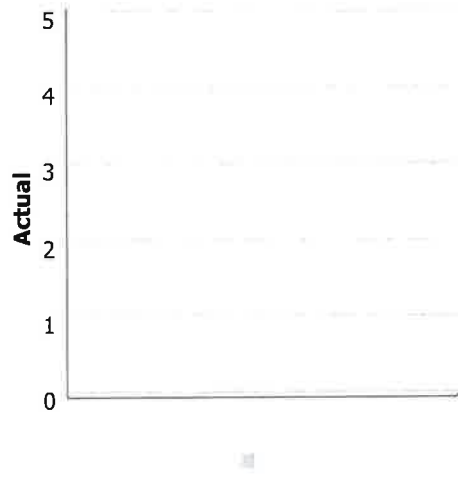
Tracey Simon, Chair

Rachel Schneider, Clerk/Board Secretary

**Police Services Board Report for North Shore
Records Management System
September - 2023**

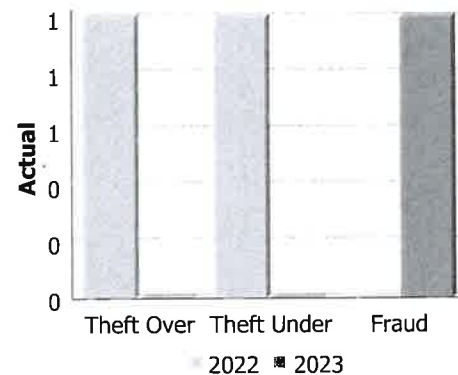
Violent Crime

Actual	September			Year to Date - September		
	2022	2023	% Change	2022	2023	% Change
Murder	0	0	--	0	0	--
Other Offences Causing Death	0	0	--	0	0	--
Attempted Murder	0	0	--	0	0	--
Sexual Assault	0	0	--	0	0	--
Assault	0	0	--	1	1	0.0%
Abduction	0	0	--	0	0	--
Robbery	0	0	--	0	0	--
Other Crimes Against a Person	0	0	--	0	3	--
Total	0	0	--	1	4	300.0%



Property Crime

Actual	September			Year to Date - September		
	2022	2023	% Change	2022	2023	% Change
Arson	0	0	--	0	0	--
Break & Enter	0	0	--	1	0	-100.0%
Theft Over	1	0	-100.0%	1	0	-100.0%
Theft Under	1	0	-100.0%	3	0	-100.0%
Have Stolen Goods	0	0	--	0	1	--
Fraud	0	1	--	4	1	-75.0%
Mischief	0	0	--	1	0	-100.0%
Total	2	1	-50.0%	10	2	-80.0%



Drug Crime

Actual	September			Year to Date - September		
	2022	2023	% Change	2022	2023	% Change
Possession	0	0	--	0	1	--
Trafficking	0	0	--	0	0	--
Importation and Production	0	0	--	0	0	--
Total	0	0	--	0	1	--



Detachment: 4B - EAST ALGOMA (Blind River)

Location code(s): 4B00 - EAST ALGOMA (Blind River)

Area code(s): 4021 - The North Shore

Data source date:

2023/11/18

Report Generated by:

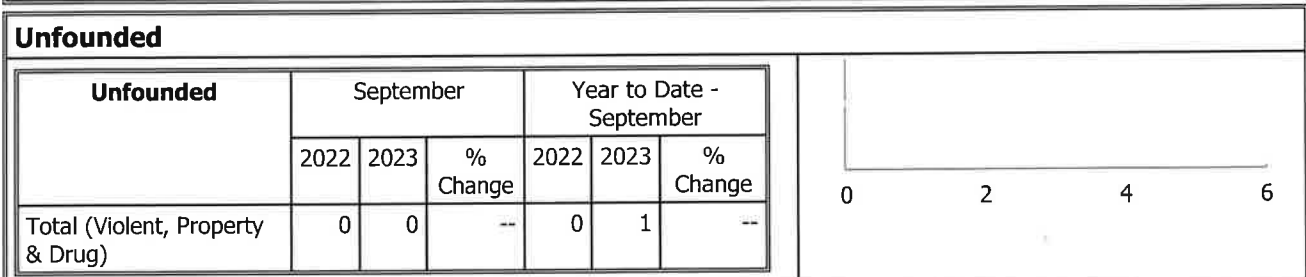
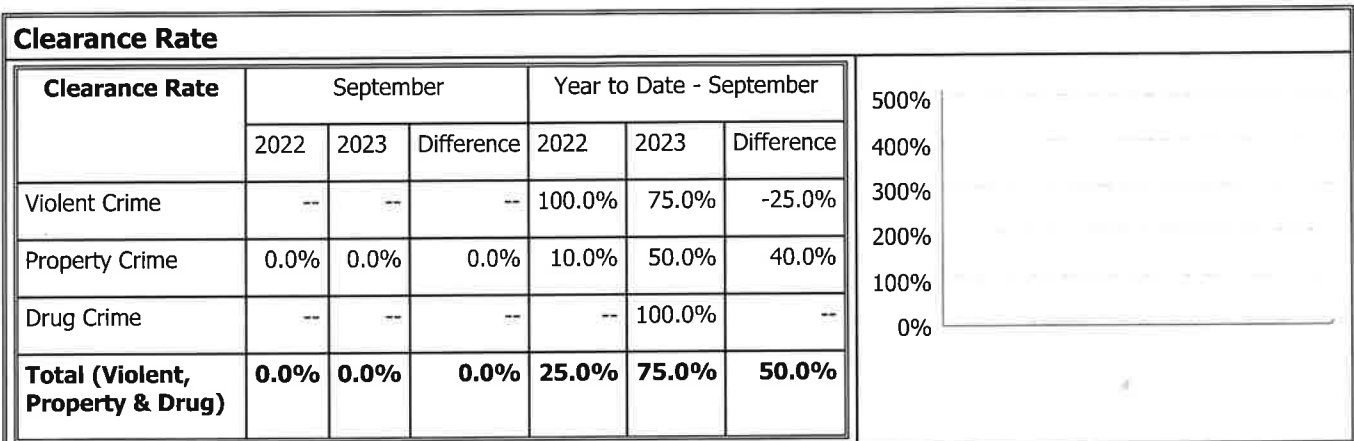
Bowles, Natalie

Report Generated on:

23-Nov-23 1:42:22 PM

PP-CSC-Operational Planning-4300

**Police Services Board Report for North Shore
Records Management System
September - 2023**



Data contained within this report is dynamic in nature and numbers will change over time as the Ontario Provincial Police continue to investigate and solve crime.

Data Utilized

- Major Crimes
- Niche RMS All Offence Level Business Intelligence Cube

Detachment: 4B - EAST ALGOMA (Blind River)

Location code(s): 4B00 - EAST ALGOMA (Blind River)

Area code(s): 4021 - The North Shore

Data source date:
2023/11/18

Report Generated by:
Bowles, Natalie

Report Generated on:

23-Nov-23 1:42:22 PM

PP-CSC-Operational Planning-4300



Calls For Service (CFS) Billing Summary Report

The North Shore October - 2023

Billing Categories <i>(Billing categories below do not match traditional crime groupings)</i>		2023				2022			
		October	Year to Date	Time Standard	Year To Date Weighted Hours	October	Year to Date	Time Standard	Year To Date Weighted Hours
Violent Criminal Code	Assault With Weapon or Causing Bodily Harm-Level 2	0	0		0.0	0	1	15.8	15.8
	Assault-Level 1	0	1	15.8	15.8	1	1	15.8	15.8
	Criminal Harassment	0	1	15.8	15.8	0	0		0.0
	Utter Threats to Person	0	3	15.8	47.4	0	0		0.0
	Total	0	5	15.8	79.0	1	2	15.8	31.6
Property Crime Violations	Break & Enter	0	0		0.0	0	1	6.4	6.4
	Theft of - Motorcycles	0	0		0.0	0	1	6.4	6.4
	Theft under - Other Theft	0	0		0.0	0	3	6.4	19.2
	Possession of Stolen Goods under \$5,000	0	1	6.4	6.4	0	0		0.0
	Fraud -Master code	0	0		0.0	0	1	6.4	6.4
	Fraud - False Pretence <= \$5,000	0	0		0.0	0	2	6.4	12.8
	Fraud -Money/property/security <= \$5,000	0	1	6.4	6.4	0	1	6.4	6.4
	Mischief - master code	0	0		0.0	0	1	6.4	6.4
	Property Damage	0	1	6.4	6.4	0	0		0.0
	Total	0	3	6.4	19.2	0	10	6.4	64.0
Other Criminal Code Violations (Excluding traffic)	Bail Violations - Fail To Comply	0	1	7.5	7.5	0	1	7.5	7.5
	Disturb the Peace	0	0		0.0	0	1	7.5	7.5
	Breach of Probation	0	1	7.5	7.5	0	0		0.0
	Total	0	2	7.5	15.0	0	2	7.5	15.0
Drug Possession	Possession Cocaine	0	1	7.1	7.1	0	0		0.0
	Total	0	1	7.1	7.1	0	0		0.0
Statutes & Acts	Mental Health Act	0	1	3.4	3.4	0	0		0.0
	Mental Health Act - Attempt Suicide	0	1	3.4	3.4	0	0		0.0
	Mental Health Act - Threat of Suicide	0	0		0.0	0	2	3.4	6.8
	Trespass To Property Act	0	2	3.4	6.8	0	1	3.4	3.4
	Total	0	4	3.4	13.6	0	3	3.4	10.2
Operational	Animal Bite	0	0		0.0	0	1	3.8	3.8
	Animal Stray	0	1	3.8	3.8	0	1	3.8	3.8
	Animal - Dog Owners Liability Act	0	1	3.8	3.8	0	1	3.8	3.8
	Domestic Disturbance	0	5	3.8	19.0	0	4	3.8	15.2
	Suspicious Person	0	1	3.8	3.8	0	1	3.8	3.8
	Fire - Other	0	1	3.8	3.8	0	1	3.8	3.8



Calls For Service (CFS) Billing Summary Report

The North Shore October - 2023

Billing Categories <i>(Billing categories below do not match traditional crime groupings)</i>		2023				2022			
		October	Year to Date	Time Standard	Year To Date Weighted Hours	October	Year to Date	Time Standard	Year To Date Weighted Hours
Operational	Missing Person 12 & older	0	1	3.8	3.8	0	0		0.0
	Missing Person Located 12 & older	0	1	3.8	3.8	0	0		0.0
	Noise Complaint - Master code	0	1	3.8	3.8	0	0		0.0
	Found Property -Master code	0	0		0.0	0	1	3.8	3.8
	Lost Property -Master code	0	0		0.0	0	1	3.8	3.8
	Lost - Vehicle Accessories	0	1	3.8	3.8	0	0		0.0
	Lost-Personal Accessories	0	1	3.8	3.8	0	0		0.0
	Lost-Others	0	1	3.8	3.8	0	0		0.0
	Sudden Death - Natural Causes	0	2	3.8	7.6	0	1	3.8	3.8
	Suspicious Vehicle	0	2	3.8	7.6	0	0		0.0
	Trouble with Youth	1	1	3.8	3.8	0	0		0.0
	Vehicle Recovered - Automobile	0	0		0.0	0	1	3.8	3.8
	Neighbour Dispute	0	7	3.8	26.6	1	4	3.8	15.2
	Dogs By-Law	0	1	3.8	3.8	0	0		0.0
	Assist Public	0	3	3.8	11.4	0	7	3.8	26.6
	Family Dispute	0	1	3.8	3.8	0	3	3.8	11.4
	Total	1	32	3.8	121.6	1	27	3.8	102.6
Operational2	False Alarm -Others	0	2	1.4	2.8	0	4	1.4	5.6
	Keep the Peace	0	2	1.4	2.8	0	0		0.0
	911 call / 911 hang up	0	1	1.4	1.4	0	0		0.0
	911 hang up - Pocket Dial	0	1	1.4	1.4	0	0		0.0
	911 call - Dropped Cell	0	0		0.0	0	2	1.4	2.8
	Total	0	6	1.4	8.4	0	6	1.4	8.4
Traffic	MVC - Personal Injury (MOTOR VEHICLE COLLISION)	0	1	3.7	3.7	0	1	3.7	3.7
	MVC - Prop. Dam. Reportable (MOTOR VEHICLE COLLISION)	0	3	3.7	11.1	0	5	3.7	18.5
	MVC - Others (MOTOR VEHICLE COLLISION)	0	1	3.7	3.7	0	0		0.0
	Total	0	5	3.7	18.5	0	6	3.7	22.2
Total		1	58		282.4	2	56		254.0

Note to Detachment Commanders:

- The content of each report is to be shared by the Detachment Commander only with the municipality for which it was generated.

Report Content Last Updated:
2023/11/11

Report generated by:
Bowles, Natalie

Report generated on:
15-Nov-23 8:56:38 AM
Page 2 of 3



Calls For Service (CFS) Billing Summary Report

The North Shore October - 2023

The municipality may treat this as a public document and distribute it as they wish.

- All data is sourced from the Niche RMS application. Included are 'reported' occurrences (actuals and unfounded occurrences) for 'billable' occurrences ONLY. Data is refreshed on a weekly basis.
- The Traffic category includes motor vehicle collision (MVC) occurrences entered into Niche (UCR code 8521). MVCs are NOT sourced from the eCRS application for this report.
- Only the primary violation is counted within an occurrence.
- Time standards displayed are for the 2023 billing period.

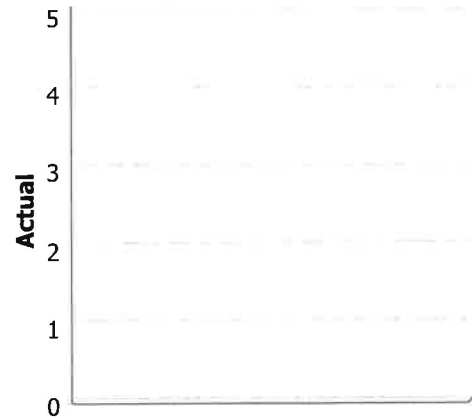
Note to Municipalities:

- Data contained within this report is dynamic in nature and numbers will change over time as the Ontario Provincial Police continues to investigate and solve crime.
- This report is NOT to be used for crime trend analysis as not all occurrences are included.
- Data groupings within this report do not match traditional crime groupings seen in other public reports such as the OPP Police Services Board reports or Statistics Canada reporting.

Police Services Board Report for North Shore
Records Management System
October - 2023

Violent Crime

Actual	October			Year to Date - October		
	2022	2023	% Change	2022	2023	% Change
Murder	0	0	--	0	0	--
Other Offences Causing Death	0	0	--	0	0	--
Attempted Murder	0	0	--	0	0	--
Sexual Assault	0	0	--	0	0	--
Assault	0	0	--	1	1	0.0%
Abduction	0	0	--	0	0	--
Robbery	0	0	--	0	0	--
Other Crimes Against a Person	0	0	--	0	3	--
Total	0	0	--	1	4	300.0%



Property Crime

Actual	October			Year to Date - October		
	2022	2023	% Change	2022	2023	% Change
Arson	0	0	--	0	0	--
Break & Enter	0	0	--	1	0	-100.0%
Theft Over	0	0	--	1	0	-100.0%
Theft Under	0	0	--	3	0	-100.0%
Have Stolen Goods	0	0	--	0	1	--
Fraud	0	0	--	4	1	-75.0%
Mischief	0	0	--	1	0	-100.0%
Total	0	0	--	10	2	-80.0%



Drug Crime

Detachment: 4B - EAST ALGOMA (Blind River)
Location code(s): 4B00 - EAST ALGOMA (Blind River)
Area code(s): 4021 - The North Shore
Data source date: 2023/11/18

Report Generated by:
Bowles, Natalie

Report Generated on:
23-Nov-23 1:43:56 PM
PP-CSC-Operational Planning-4300

Police Services Board Report for North Shore
Records Management System
October - 2023

Actual	October			Year to Date - October		
	2022	2023	% Change	2022	2023	% Change
Possession	0	0	--	0	1	--
Trafficking	0	0	--	0	0	--
Importation and Production	0	0	--	0	0	--
Total	0	0	--	0	1	--




Clearance Rate

Clearance Rate	October			Year to Date - October		
	2022	2023	Difference	2022	2023	Difference
Violent Crime	--	--	--	100.0%	75.0%	-25.0%
Property Crime	--	--	--	10.0%	50.0%	40.0%
Drug Crime	--	--	--	--	100.0%	--
Total (Violent, Property & Drug)	--	--	--	25.0%	75.0%	50.0%



Unfounded

Unfounded	October			Year to Date - October		
	2022	2023	% Change	2022	2023	% Change
Total (Violent, Property & Drug)	1	0	-100.0%	1	1	0.0%



Data contained within this report is dynamic in nature and numbers will change over time as the Ontario Provincial Police continue to investigate and solve crime.

Data Utilized

- Major Crimes
- Niche RMS All Offence Level Business Intelligence Cube

Detachment: 4B - EAST ALGOMA (Blind River)
Location code(s): 4B00 - EAST ALGOMA (Blind River)
Area code(s): 4021 - The North Shore
Data source date: 2023/11/18

Report Generated by:
 Bowles, Natalie

Report Generated on:
 23-Nov-23 1:43:56 PM
 PP-CSC-Operational Planning-4300



Calls For Service (CFS) Billing Summary Report

The North Shore November - 2023

Billing Categories (Billing categories below do not match traditional crime groupings)		2023				2022			
		November	Year to Date	Time Standard	Year To Date Weighted Hours	November	Year to Date	Time Standard	Year To Date Weighted Hours
Violent Criminal Code	Assault With Weapon or Causing Bodily Harm-Level 2	0	0		0.0	0	1	15.8	15.8
	Assault-Level 1	0	1	15.8	15.8	0	1	15.8	15.8
	Criminal Harassment	0	1	15.8	15.8	0	0		0.0
	Indecent/Harassing Communications	1	1	15.8	15.8	0	0		0.0
	Utter Threats to Person	0	3	15.8	47.4	0	0		0.0
	Total	1	6	15.8	94.8	0	2	15.8	31.6
Property Crime Violations	Break & Enter	0	0		0.0	0	1	6.4	6.4
	Theft of - Motorcycles	0	0		0.0	0	1	6.4	6.4
	Theft under - Other Theft	0	0		0.0	0	3	6.4	19.2
	Possession of Stolen Goods under \$5,000	0	1	6.4	6.4	0	0		0.0
	Fraud -Master code	0	0		0.0	0	1	6.4	6.4
	Fraud - False Pretence <= \$5,000	0	0		0.0	0	2	6.4	12.8
	Fraud - Forgery & Uttering	0	0		0.0	1	1	6.4	6.4
	Fraud -Money/property/security <= \$5,000	0	1	6.4	6.4	0	1	6.4	6.4
	Mischief - master code	0	0		0.0	0	1	6.4	6.4
	Property Damage	0	1	6.4	6.4	0	0		0.0
	Total	0	3	6.4	19.2	1	11	6.4	70.4
Other Criminal Code Violations (Excluding traffic)	Bail Violations - Fail To Comply	0	1	7.5	7.5	0	1	7.5	7.5
	Disturb the Peace	0	0		0.0	0	1	7.5	7.5
	Breach of Probation	0	1	7.5	7.5	0	0		0.0
	Total	0	2	7.5	15.0	0	2	7.5	15.0
Drug Possession	Possession Cocaine	0	1	7.1	7.1	0	0		0.0
	Total	0	1	7.1	7.1	0	0		0.0
Statutes & Acts	Mental Health Act	0	1	3.4	3.4	0	0		0.0
	Mental Health Act - Attempt Suicide	0	1	3.4	3.4	0	0		0.0
	Mental Health Act - Threat of Suicide	0	0		0.0	0	2	3.4	6.8
	Trespass To Property Act	0	2	3.4	6.8	0	1	3.4	3.4
	Total	0	4	3.4	13.6	0	3	3.4	10.2
Operational	Animal Bite	0	0		0.0	0	1	3.8	3.8



Calls For Service (CFS) Billing Summary Report

The North Shore November - 2023

Billing Categories (Billing categories below do not match traditional crime groupings)		2023				2022			
		November	Year to Date	Time Standard	Year To Date Weighted Hours	November	Year to Date	Time Standard	Year To Date Weighted Hours
Operational	Animal Stray	0	1	3.8	3.8	0	1	3.8	3.8
	Animal - Dog Owners Liability Act	0	1	3.8	3.8	0	1	3.8	3.8
	Domestic Disturbance	2	7	3.8	26.6	0	4	3.8	15.2
	Suspicious Person	0	1	3.8	3.8	0	1	3.8	3.8
	Fire - Other	0	1	3.8	3.8	0	1	3.8	3.8
	Missing Person 12 & older	0	1	3.8	3.8	0	0		0.0
	Missing Person Located 12 & older	0	1	3.8	3.8	0	0		0.0
	Noise Complaint - Master code	0	1	3.8	3.8	0	0		0.0
	Found Property - Master code	0	0		0.0	0	1	3.8	3.8
	Lost Property - Master code	0	0		0.0	0	1	3.8	3.8
	Lost - Vehicle Accessories	0	1	3.8	3.8	0	0		0.0
	Lost-Personal Accessories	0	1	3.8	3.8	0	0		0.0
	Lost-Others	0	1	3.8	3.8	0	0		0.0
	Sudden Death - Natural Causes	1	3	3.8	11.4	0	1	3.8	3.8
	Suspicious Vehicle	0	2	3.8	7.6	0	0		0.0
	Trouble with Youth	0	1	3.8	3.8	0	0		0.0
	Vehicle Recovered - Automobile	0	0		0.0	0	1	3.8	3.8
	Unwanted Persons	0	0		0.0	2	2	3.8	7.6
	Neighbour Dispute	0	7	3.8	26.6	0	4	3.8	15.2
	Dogs By-Law	0	1	3.8	3.8	0	0		0.0
	Assist Public	0	3	3.8	11.4	0	8	3.8	30.4
	Family Dispute	1	2	3.8	7.6	0	3	3.8	11.4
	Total	4	36	3.8	136.8	2	30	3.8	114.0
Operational2	False Alarm -Others	0	2	1.4	2.8	1	5	1.4	7.0
	Keep the Peace	0	2	1.4	2.8	0	0		0.0
	911 call / 911 hang up	0	1	1.4	1.4	0	0		0.0
	911 call - Dropped Cell	0	0		0.0	0	2	1.4	2.8
	Total	0	5	1.4	7.0	1	7	1.4	9.8
Traffic	MVC - Personal Injury (MOTOR VEHICLE COLLISION)	0	1	3.7	3.7	0	1	3.7	3.7



Calls For Service (CFS) Billing Summary Report

The North Shore November - 2023

Billing Categories (Billing categories below do not match traditional crime groupings)		2023				2022			
		November	Year to Date	Time Standard	Year To Date Weighted Hours	November	Year to Date	Time Standard	Year To Date Weighted Hours
Traffic	MVC - Prop. Dam. Reportable (MOTOR VEHICLE COLLISION)	0	3	3.7	11.1	1	6	3.7	22.2
	MVC - Others (MOTOR VEHICLE COLLISION)	0	1	3.7	3.7	0	0		0.0
	Total	0	5	3.7	18.5	1	7	3.7	25.9
Total		5	62		312.0	5	62		276.9

Note to Detachment Commanders:

- The content of each report is to be shared by the Detachment Commander only with the municipality for which it was generated. The municipality may treat this as a public document and distribute it as they wish.
- All data is sourced from the Niche RMS application. Included are 'reported' occurrences (actuals and unfounded occurrences) for 'billable' occurrences ONLY. Data is refreshed on a weekly basis.
- The Traffic category includes motor vehicle collision (MVC) occurrences entered into Niche (UCR code 8521). MVCs are NOT sourced from the eCRS application for this report.
- Only the primary violation is counted within an occurrence.
- Time standards displayed are for the 2023 billing period.

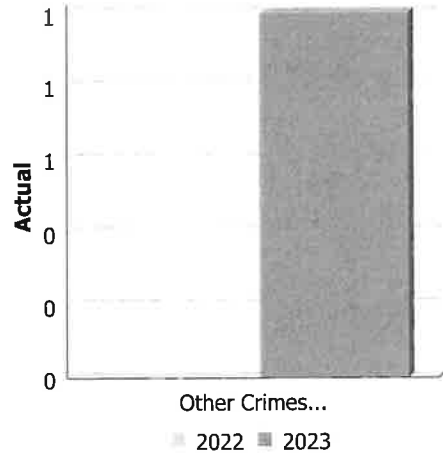
Note to Municipalities:

- Data contained within this report is dynamic in nature and numbers will change over time as the Ontario Provincial Police continues to investigate and solve crime.
- This report is NOT to be used for crime trend analysis as not all occurrences are included.
- Data groupings within this report do not match traditional crime groupings seen in other public reports such as the OPP Police Services Board reports or Statistics Canada reporting.

**Police Services Board Report for North Shore
Records Management System
November - 2023**

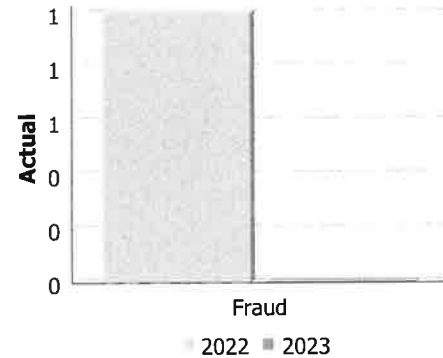
Violent Crime

Actual	November			Year to Date - November		
	2022	2023	% Change	2022	2023	% Change
Murder	0	0	--	0	0	--
Other Offences Causing Death	0	0	--	0	0	--
Attempted Murder	0	0	--	0	0	--
Sexual Assault	0	0	--	0	0	--
Assault	0	0	--	1	1	0.0%
Abduction	0	0	--	0	0	--
Robbery	0	0	--	0	0	--
Other Crimes Against a Person	0	1	--	0	4	--
Total	0	1	--	1	5	400.0%




Property Crime

Actual	November			Year to Date - November		
	2022	2023	% Change	2022	2023	% Change
Arson	0	0	--	0	0	--
Break & Enter	0	0	--	1	0	-100.0%
Theft Over	0	0	--	1	0	-100.0%
Theft Under	0	0	--	3	0	-100.0%
Have Stolen Goods	0	0	--	0	1	--
Fraud	1	0	-100.0%	5	1	-80.0%
Mischief	0	0	--	1	0	-100.0%
Total	1	0	-100.0%	11	2	-81.8%



Drug Crime

Actual	November			Year to Date - November		
	2022	2023	% Change	2022	2023	% Change
Possession	0	0	--	0	1	--
Trafficking	0	0	--	0	0	--
Importation and Production	0	0	--	0	0	--
Total	0	0	--	0	1	--



Detachment: 4B - EAST ALGOMA (Blind River)
Location code(s): 4B00 - EAST ALGOMA (Blind River)
Area code(s): 4021 - The North Shore
Data source date: 2023/12/09

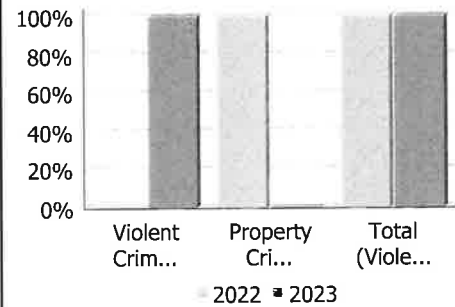
Report Generated by:
Bowles, Natalie

Report Generated on:
15-Dec-23 9:03:49 AM
PP-CSC-Operational Planning-4300

Police Services Board Report for North Shore
Records Management System
November - 2023


Clearance Rate

Clearance Rate	November			Year to Date - November		
	2022	2023	Difference	2022	2023	Difference
Violent Crime	--	100.0%	--	100.0%	80.0%	-20.0%
Property Crime	100.0%	--	--	18.2%	50.0%	31.8%
Drug Crime	--	--	--	--	100.0%	--
Total (Violent, Property & Drug)	100.0%	100.0%	0.0%	30.8%	77.8%	47.0%



Unfounded

Unfounded	November			Year to Date - November		
	2022	2023	% Change	2022	2023	% Change
Total (Violent, Property & Drug)	0	0	--	1	1	0.0%



Data contained within this report is dynamic in nature and numbers will change over time as the Ontario Provincial Police continue to investigate and solve crime.

Data Utilized

- Major Crimes
- Niche RMS All Offence Level Business Intelligence Cube

Detachment: 4B - EAST ALGOMA (Blind River)

Location code(s): 4B00 - EAST ALGOMA (Blind River)

Area code(s): 4021 - The North Shore

Data source date:

2023/12/09

Report Generated by:

Bowles, Natalie

Report Generated on:

15-Dec-23 9:03:49 AM

PP-CSC-Operational Planning-4300



Calls For Service (CFS) Billing Summary Report

The North Shore December - 2023

Billing Categories <i>(Billing categories below do not match traditional crime groupings)</i>		2023				2022			
		December	Year to Date	Time Standard	Year To Date Weighted Hours	December	Year to Date	Time Standard	Year To Date Weighted Hours
Violent Criminal Code	Assault With Weapon or Causing Bodily Harm-Level 2	0	0		0.0	0	1	15.8	15.8
	Assault-Level 1	0	1	15.8	15.8	0	1	15.8	15.8
	Criminal Harassment	0	1	15.8	15.8	0	0		0.0
	Indecent/Harassing Communications	0	1	15.8	15.8	0	0		0.0
	Utter Threats to Person	0	3	15.8	47.4	2	2	15.8	31.6
	Total	0	6	15.8	94.8	2	4	15.8	63.2
Property Crime Violations	Break & Enter	0	0		0.0	0	1	6.4	6.4
	Theft of - Motorcycles	0	0		0.0	0	1	6.4	6.4
	Theft under - Building	1	1	6.4	6.4	0	0		0.0
	Theft under - Other Theft	0	1	6.4	6.4	0	3	6.4	19.2
	Possession of Stolen Goods under \$5,000	0	1	6.4	6.4	0	0		0.0
	Fraud -Master code	0	0		0.0	0	1	6.4	6.4
	Fraud - False Pretence <= \$5,000	0	0		0.0	0	2	6.4	12.8
	Fraud - Forgery & Uttering	0	0		0.0	0	1	6.4	6.4
	Fraud -Money/ property/security <= \$5,000	0	1	6.4	6.4	0	1	6.4	6.4
	Mischief - master code	0	0		0.0	0	1	6.4	6.4
	Property Damage	0	1	6.4	6.4	0	0		0.0
	Total	1	5	6.4	32.0	0	11	6.4	70.4
Other Criminal Code Violations (Excluding traffic)	Bail Violations - Fail To Comply	0	1	7.5	7.5	0	1	7.5	7.5
	Disturb the Peace	0	0		0.0	0	1	7.5	7.5
	Breach of Probation	0	1	7.5	7.5	0	0		0.0
	Total	0	2	7.5	15.0	0	2	7.5	15.0
Drug Possession	Possession Cocaine	0	1	7.1	7.1	0	0		0.0
	Total	0	1	7.1	7.1	0	0		0.0
Statutes & Acts	Mental Health Act	0	1	3.4	3.4	0	0		0.0
	Mental Health Act - Attempt Suicide	0	1	3.4	3.4	0	0		0.0
	Mental Health Act - Threat of Suicide	0	0		0.0	0	2	3.4	6.8
	Trespass To Property Act	0	2	3.4	6.8	0	1	3.4	3.4
	Total	0	4	3.4	13.6	0	3	3.4	10.2



Calls For Service (CFS) Billing Summary Report

The North Shore December - 2023

Billing Categories <i>(Billing categories below do not match traditional crime groupings)</i>		2023				2022			
		December	Year to Date	Time Standard	Year To Date Weighted Hours	December	Year to Date	Time Standard	Year To Date Weighted Hours
Operational	Animal Bite	0	0		0.0	0	1	3.8	3.8
	Animal Stray	0	1	3.8	3.8	0	1	3.8	3.8
	Animal - Dog Owners Liability Act	0	1	3.8	3.8	0	1	3.8	3.8
	Domestic Disturbance	0	8	3.8	30.4	1	5	3.8	19.0
	Suspicious Person	0	2	3.8	7.6	0	1	3.8	3.8
	Fire - Other	0	1	3.8	3.8	0	1	3.8	3.8
	Missing Person 12 & older	0	1	3.8	3.8	0	0		0.0
	Missing Person Located 12 & older	0	1	3.8	3.8	0	0		0.0
	Noise Complaint - Master code	0	1	3.8	3.8	0	0		0.0
	Found Property - Master code	0	0		0.0	0	1	3.8	3.8
	Lost Property - Master code	0	0		0.0	0	1	3.8	3.8
	Lost - Vehicle Accessories	0	1	3.8	3.8	0	0		0.0
	Lost-Personal Accessories	0	1	3.8	3.8	0	0		0.0
	Lost-Others	0	1	3.8	3.8	0	0		0.0
	Sudden Death - Natural Causes	0	3	3.8	11.4	0	1	3.8	3.8
	Sudden Death - Others	0	0		0.0	1	1	3.8	3.8
	Suspicious Vehicle	0	2	3.8	7.6	0	0		0.0
	Trouble with Youth	0	1	3.8	3.8	0	0		0.0
	Vehicle Recovered - Automobile	0	0		0.0	0	1	3.8	3.8
	Unwanted Persons	0	0		0.0	0	2	3.8	7.6
	Neighbour Dispute	0	7	3.8	26.6	0	4	3.8	15.2
	Dogs By-Law	0	1	3.8	3.8	0	0		0.0
	Assist Public	0	3	3.8	11.4	0	8	3.8	30.4
	Family Dispute	0	3	3.8	11.4	1	4	3.8	15.2
	Total	0	39	3.8	148.2	3	33	3.8	125.4
Operational2	False Alarm -Others	0	2	1.4	2.8	0	5	1.4	7.0
	Keep the Peace	0	2	1.4	2.8	0	0		0.0
	911 call / 911 hang up	0	1	1.4	1.4	0	0		0.0
	911 call - Dropped Call	0	0		0.0	0	2	1.4	2.8
	Total	0	5	1.4	7.0	0	7	1.4	9.8



Calls For Service (CFS) Billing Summary Report

The North Shore December - 2023

Billing Categories (Billing categories below do not match traditional crime groupings)		2023				2022			
		December	Year to Date	Time Standard	Year To Date Weighted Hours	December	Year to Date	Time Standard	Year To Date Weighted Hours
Traffic	MVC - Personal Injury (MOTOR VEHICLE COLLISION)	0	1	3.7	3.7	0	1	3.7	3.7
	MVC - Prop. Dam. Reportable (MOTOR VEHICLE COLLISION)	0	4	3.7	14.8	2	8	3.7	29.6
	MVC - Others (MOTOR VEHICLE COLLISION)	0	1	3.7	3.7	0	0		0.0
	Total	0	6	3.7	22.2	2	9	3.7	33.3
Total		1	68		339.9	7	69		327.3

Note to Detachment Commanders:

- The content of each report is to be shared by the Detachment Commander only with the municipality for which it was generated. The municipality may treat this as a public document and distribute it as they wish.
- All data is sourced from the Niche RMS application. Included are 'reported' occurrences (actuals and unfounded occurrences) for 'billable' occurrences ONLY. Data is refreshed on a weekly basis.
- The Traffic category includes motor vehicle collision (MVC) occurrences entered into Niche (UCR code 8521). MVCs are NOT sourced from the eCRS application for this report.
- Only the primary violation is counted within an occurrence.
- Time standards displayed are for the 2023 billing period.

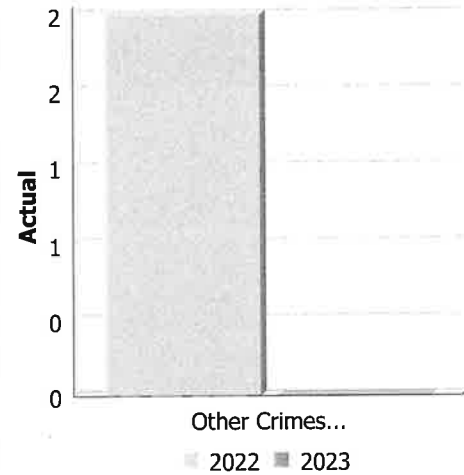
Note to Municipalities:

- Data contained within this report is dynamic in nature and numbers will change over time as the Ontario Provincial Police continues to investigate and solve crime.
- This report is NOT to be used for crime trend analysis as not all occurrences are included.
- Data groupings within this report do not match traditional crime groupings seen in other public reports such as the OPP Police Services Board reports or Statistics Canada reporting.

Police Services Board Report for North Shore
Records Management System
December - 2023

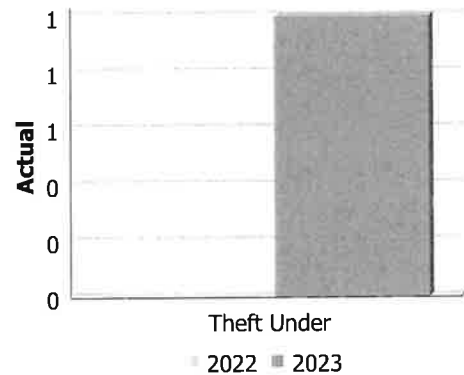
Violent Crime

Actual	December			Year to Date - December		
	2022	2023	% Change	2022	2023	% Change
Murder	0	0	--	0	0	--
Other Offences Causing Death	0	0	--	0	0	--
Attempted Murder	0	0	--	0	0	--
Sexual Assault	0	0	--	0	0	--
Assault	0	0	--	1	1	0.0%
Abduction	0	0	--	0	0	--
Robbery	0	0	--	0	0	--
Other Crimes Against a Person	2	0	-100.0%	2	4	100.0%
Total	2	0	-100.0%	3	5	66.7%



Property Crime

Actual	December			Year to Date - December		
	2022	2023	% Change	2022	2023	% Change
Arson	0	0	--	0	0	--
Break & Enter	0	0	--	1	0	-100.0%
Theft Over	0	0	--	1	0	-100.0%
Theft Under	0	1	--	3	2	-33.3%
Have Stolen Goods	0	0	--	0	1	--
Fraud	0	0	--	5	1	-80.0%
Mischief	0	0	--	1	0	-100.0%
Total	0	1	--	11	4	-63.6%



Drug Crime

Actual	December			Year to Date - December		
	2022	2023	% Change	2022	2023	% Change
Possession	0	0	--	0	1	--
Trafficking	0	0	--	0	0	--
Importation and Production	0	0	--	0	0	--
Total	0	0	--	0	1	--

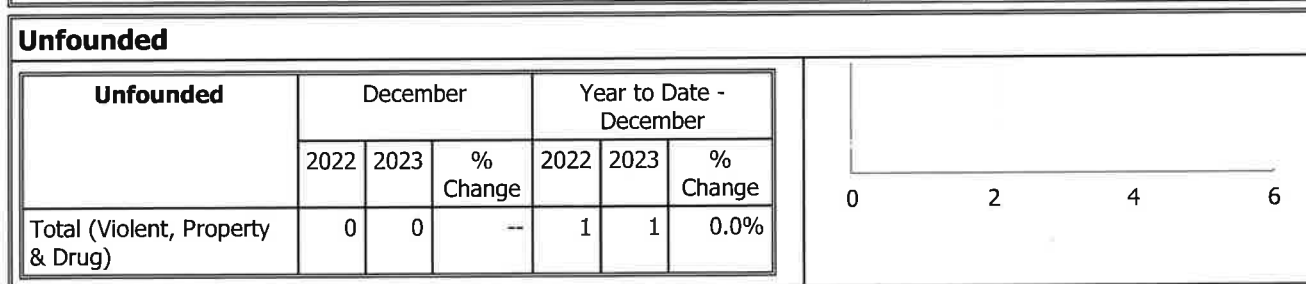
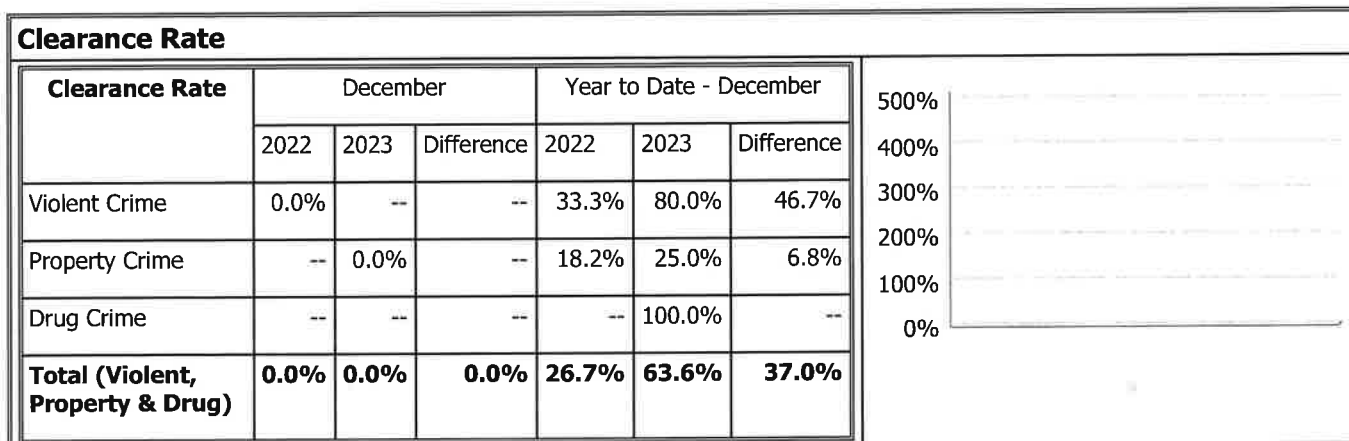


Detachment: 4B - EAST ALGOMA (Blind River)
Location code(s): 4B00 - EAST ALGOMA (Blind River)
Area code(s): 4021 - The North Shore
Data source date: 2024/01/13

Report Generated by:
 Bowles, Natalie

Report Generated on:
 15-Jan-24 8:23:46 AM
 PP-CSC-Operational Planning-4300

Police Services Board Report for North Shore
Records Management System
December - 2023



Data contained within this report is dynamic in nature and numbers will change over time as the Ontario Provincial Police continue to investigate and solve crime.

Data Utilized

- Major Crimes
- Niche RMS All Offence Level Business Intelligence Cube

Detachment: 4B - EAST ALGOMA (Blind River)
Location code(s): 4B00 - EAST ALGOMA (Blind River)
Area code(s): 4021 - The North Shore
Data source date: 2024/01/13

Report Generated by:
 Bowles, Natalie


Report Generated on:
 15-Jan-24 8:23:46 AM
 PP-CSC-Operational Planning-4300

Starting Year	2023
Starting Month	September
Ending Month	September

Police Services Board Report for North Shore

Integrated Court Offence Network
September - 2023

Criminal Code and Provincial Statutes Charges Laid	September - 2023		Year to Date - September	
	2022	2023	2022	2023
Offence Count		% Change		% Change
Highway Traffic Act	120	111	1267	954
		-7.5%		-18.3%
Criminal Code Traffic	3	9	33	28
		200.0%		-15.2%
Criminal Code Non-Traffic	47	27	246	248
		-42.6%		0.8%
Liquor Licence Act	2	9	26	19
		350.0%		-26.9%
Other Violations	10	12	96	149
		20.0%		49.0%
All violations	182	168	1568	1392
				-9.0%



Traffic Related Charges	September - 2023		Year to Date - September	
	2022	2023	2022	2023
Offence Count		% Change		% Change
Speeding	89	77	878	634
		-13.5%		-27.8%
Seatbelt	1	2	15	18
		100.0%		20.0%
Impaired	2	8	23	20
		300.0%		-13.0%
Distracted	0	0	5	5
				100%
All violations	92	87	921	677
				-26.2%



Integrated Court Offence Network data is updated on a monthly basis. Data could be as much as a month and a half behind.
Data Utilized
Ministry of Attorney General, Integrated Court Offence Network
Integrated Court Offence Network Business Intelligence Cube

Detachment:	4800
Data Source Date:	16-Nov-23
Report Generated On:	16-Nov-23
Report Generated By:	

Starting Year	2023
Starting Month	October
Ending Month	October

Police Services Board Report for North Shore

Integrated Court Offence Network

October - 2023

Criminal Code and Provincial Statutes Charges Laid						
Offence Count	October - 2023			Year to Date - October		
	2022	2023	% Change	2022	2023	% Change
Highway Traffic Act	136	133	-2.2%	1303	1087	-16.6%
Criminal Code Traffic	1	3	200.0%	34	31	-8.8%
Criminal Code Non-Traffic	11	60	445.5%	257	310	20.6%
Liquor Licence Act	1	5	400.0%	27	24	-11.1%
Other Violations	14	18	14.3%	110	159	44.5%
All violations	163	217		1731	1611	



Traffic Related Charges						
Offence Count	October - 2023			Year to Date - October		
	2022	2023	% Change	2022	2023	% Change
Speeding	105	103	-1.9%	983	737	-25.0%
Seatbelt	0	0	0.0%	15	18	20.0%
Impaired	0	3		23	23	0.0%
Distracted	0	0		5	5	0.0%
All violations	105	106		1026	783	



Integrated Court Offence Network data is updated on a monthly basis; Data could be as much as a month and a half behind

Data Utilized

Ministry of Attorney General, Integrated Court Offence Network

Integrated Court Offence Network Business Intelligence Cube

Detachment:	4800
Data Source Date:	15-Dec-23
Report Generated On:	19-Dec-23
Report Generated By	

Starting Year	2023
Starting Month	November
Ending Month	November

Police Services Board Report for North Shore

Integrated Court Offence Network

November - 2023

Criminal Code and Provincial Statutes Charges Laid						
Offence Count	November - 2023		Year to Date - November			
	2022	2023	% Change	2022	2023	% Change
Highway Traffic Act	76	70	-7.2%	1379	1159	-16.0%
Criminal Code Traffic	0	3		34	34	0.0%
Criminal Code Non-Traffic	32	55	71.9%	289	365	26.3%
Liquor Licence Act	4	3	-25.0%	31	27	-12.9%
Other Violations	14	7	-50.0%	124	167	34.7%
All violations	120	130		1857	1752	



Traffic Related Charges						
Offence Count	November - 2023		Year to Date - November			
	2022	2023	% Change	2022	2023	% Change
Speeding	42	54	28.6%	1025	792	-22.7%
Seatbelt	0	0		15	18	20.0%
Impaired	0	2		23	25	8.7%
Distracted	1	0	-100.0%	6	5	-16.7%
All violations	43	50		1069	840	



Integrated Court Offence Network data is updated on a monthly basis. Data could be as much as a month and a half behind

Data Utilized

Ministry of Attorney General, Integrated Court Offence Network

Integrated Court Offence Network Business Intelligence Cube

Detachment:	4800
Data Source Date:	16-Jan-24
Report Generated On:	16-Jan-24
Report Generated By:	