



**Township of the
North Shore Police Services Board
Agenda**

**Thursday, April 25th, 2024
4 p.m.**

Township of the North Shore Police Services Board is inviting you
to a scheduled Zoom meeting.

Join Zoom Meeting

<https://us02web.zoom.us/j/81766465561?pwd=Z3kzQU03bFBwOVptay9KQmRVc3FBUT09>

Meeting ID: 817 6646 5561

Passcode: 693799

This meeting is being held in a Hybrid setting. Attendees may choose to attend via ZOOM or in person in the Municipal Office Council Chambers located at 1385 Highway 17, Algoma Mills.

1. CALL TO ORDER

2. DISCLOSURES OF PECUNIARY INTEREST

3. ADDITIONS TO THE AGENDA ★

4. MINUTES ★

- Meeting of October 26th, 2023, and Meeting of January 25th, 2024

5. CORRESPONDENCE/REPORTING/INFORMATION

- a) Resolution from the March 20th, 2024, Regular Council meeting – Board 2, North Shore East, Blind River Detachment Police Services Board
- b) OPP Calls for Service and Billing Summary Reports –September, October, November, December 2023, January, February 2024 and Police Service Board Integrated Court Offense Network Report – September, October, November, December 2023, January 2024.

7. ADJOURNMENT ★



Minutes

Police Services Board
Township of the North Shore
Thursday, October 26th, 2023
4 p.m.
Electronic Meeting

This meeting is being held in a Hybrid setting. Attendees may choose to attend via ZOOM or in person in the Municipal Office Council Chambers located at 1385 Highway 17, Algoma Mills.

ATTENDANCE

Chair	Councillor Tracey Simon
Member	Heather Pelky
Staff:	Clerk/Board Secretary Rachel Schneider
OPP:	Acting Staff Sergeant/Operations Manager Sue Gordon

CALL TO ORDER

Meeting was called to order at 3:56 pm by the Chair

DISCLOSURES OF PECUNIARY INTEREST

None were declared.

ADDITIONS TO THE AGENDA

Moved by: Heather Pelky
Seconded by: Tracey Simon
RESOLVED that the Police Services Board agenda be approved as presented.

"CARRIED"

MINUTES

Moved by: Heather Pelky
Seconded by: Tracey Simon
RESOLVED that the minutes of the July 27th, 2023, Police Services Board meeting be approved as circulated.

"CARRIED"

CORRESPONDENCE/REPORTING/INFORMATION

a) OPP Calls for Service and Billing Summary Reports – July, August, September 2023 and Police Service Board Integrated Court Offense Network Report – May, June, July, August 2023

Acting Staff Sergeant/Operations Manager Gordon explained that nothing has changed, no traumatic events or major concerns. The only area of concern is about trespassing – there is a Sergeant assigned to this specifically along with the Provincial Liaison Team.

The Township of The North Shore’s August 12th 50th Anniversary Event was patrolled by the OPP, with S. Gordon out on the marine unit. There were no issues, the calls of service did not spike, and people on Lake Lauzon were behaving. The bus to pick event attendees up was a great idea. The OPP would like to express kudos to the Township on the event.

There is a R.I.D.E. program scheduled soon.

Staffing – recruits for Elliot Lake x1, recruits for Thessalon x1. There is a lateral transfer to Blind River – she is a seasoned Officer who will be living in the area. The recruitment for Auxiliary will be starting soon. The competition for Staff Sergeant has closed and the results are expected to be out by the end of the year.

Tyler Sturgeon has been temporarily assigned to North Bay, Andre Barrette is in Tyler Sturgeon’s place and comes from Cochrane.

b) 2024 Police Services Board meeting calendar

Moved By: Heather Pelky

Seconded By: Tracey Simon

RESOLVED: That the Police Services Board approve the 2024 Police Services Board meeting calendar

“CARRIED”

ADJOURNMENT

Moved By: Heather Pelky

Seconded By: Tracey Simon

RESOLVED: That the next regular meeting of the Police Services Board be held on January 25th, 2024, at 4 p.m. or at the call of the Chair and that the meeting be adjourned at 4:05 pm.

Tracey Simon, Chair

Rachel Schneider, Clerk/Board Secretary



Minutes

Police Services Board

Township of the North Shore

Thursday, January 25th, 2024

4 p.m.

Electronic Meeting

This meeting is being held in a Hybrid setting. Attendees may choose to attend via ZOOM or in person in the Municipal Office Council Chambers located at 1385 Highway 17, Algoma Mills.

ATTENDANCE

Chair	Councillor Tracey Simon
Member	Heather Pelky
Staff:	Clerk/Board Secretary Rachel Schneider
OPP:	ABSENT

CALL TO ORDER

Meeting was called to order at 4:05 pm by the Chair.

Meeting ended due to OPP representative unable to attend.

ADJOURNMENT


Moved By: Heather Pelky

Seconded By: Tracey Simon

RESOLVED: That the next regular meeting of the Police Services Board be held on April 25th, 2024, at 4 p.m. or at the call of the Chair and that the meeting be adjourned at 4:15 pm.

Tracey Simon, Chair

Rachel Schneider, Clerk/Board Secretary



5 a)

COPY

Resolution # 86

PO Box 108, Algoma Mills, ON P0R 1A0
(705) 849-2213 (705) 461-1821

REGULAR COUNCIL MEETING

MEETING DATE: March 20th, 2024

AGENDA ITEM(S): 7c)

MOVED BY: T. Simon

SECONDED BY: L. Menard

BE IT RESOLVED That Council for the Corporation of the Township of The North Shore accept the adjustment of composition to Board 2 – North Shore East – Blind River Detachment Police Services Board, which consists of one Community Representative and one member of Council from Mississauga First Nation, the Town of Blind River, the Township of The North Shore, Serpent River First Nation, and the Town of Spanish, and that Board 2 – North Shore East – Blind River Detachment Police Services Board have two appointed Provincial representatives.

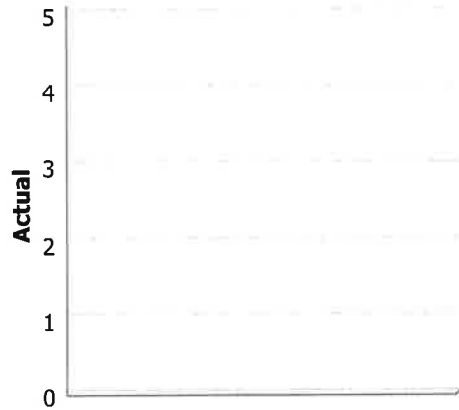
Conflict of Interest disclosed by :						Ward 1	Ward 2	Ward 3	At Large	Mayor
Seat Vacated : Y			N			Recorded Vote Requested by :				
Recorded Vote : (Y) ea, (N) ay,						Ward 1	Ward 2	Ward 3	At Large	Mayor
DEFEATED	DEFERRED		CARRIED	✓						
MAYOR or CHAIR or (Acting)										

5b1

**Police Services Board Report for North Shore
Records Management System
September - 2023**

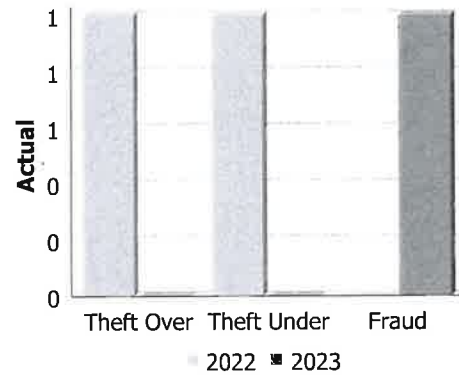
Violent Crime

Actual	September			Year to Date - September		
	2022	2023	% Change	2022	2023	% Change
Murder	0	0	--	0	0	--
Other Offences Causing Death	0	0	--	0	0	--
Attempted Murder	0	0	--	0	0	--
Sexual Assault	0	0	--	0	0	--
Assault	0	0	--	1	1	0.0%
Abduction	0	0	--	0	0	--
Robbery	0	0	--	0	0	--
Other Crimes Against a Person	0	0	--	0	3	--
Total	0	0	--	1	4	300.0%



Property Crime

Actual	September			Year to Date - September		
	2022	2023	% Change	2022	2023	% Change
Arson	0	0	--	0	0	--
Break & Enter	0	0	--	1	0	-100.0%
Theft Over	1	0	-100.0%	1	0	-100.0%
Theft Under	1	0	-100.0%	3	0	-100.0%
Have Stolen Goods	0	0	--	0	1	--
Fraud	0	1	--	4	1	-75.0%
Mischief	0	0	--	1	0	-100.0%
Total	2	1	-50.0%	10	2	-80.0%



Drug Crime

Actual	September			Year to Date - September		
	2022	2023	% Change	2022	2023	% Change
Possession	0	0	--	0	1	--
Trafficking	0	0	--	0	0	--
Importation and Production	0	0	--	0	0	--
Total	0	0	--	0	1	--

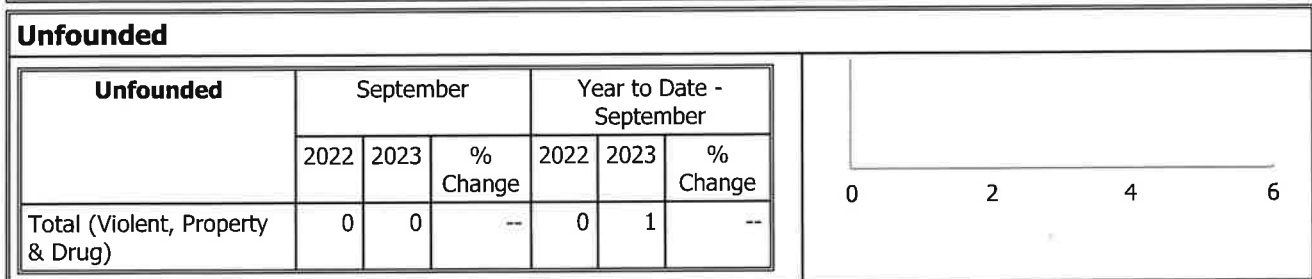
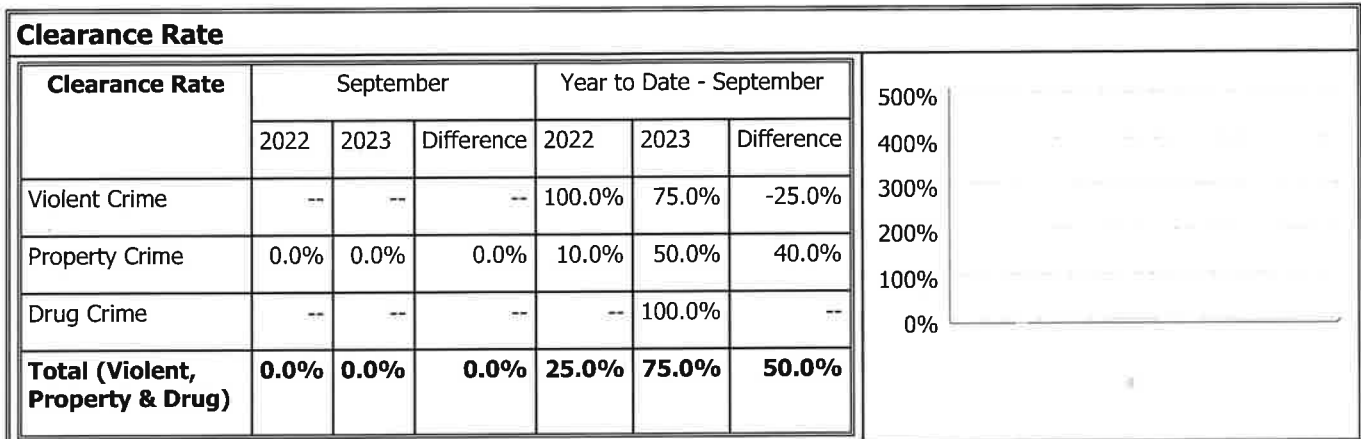


Detachment: 4B - EAST ALGOMA (Blind River)
Location code(s): 4B00 - EAST ALGOMA (Blind River)
Area code(s): 4021 - The North Shore
Data source date: 2023/11/18

Report Generated by:
Bowles, Natalie

Report Generated on:
23-Nov-23 1:42:22 PM
PP-CSC-Operational Planning-4300

**Police Services Board Report for North Shore
Records Management System
September - 2023**



Data contained within this report is dynamic in nature and numbers will change over time as the Ontario Provincial Police continue to investigate and solve crime.

Data Utilized

- Major Crimes
- Niche RMS All Offence Level Business Intelligence Cube

Detachment: 4B - EAST ALGOMA (Blind River)
Location code(s): 4B00 - EAST ALGOMA (Blind River)
Area code(s): 4021 - The North Shore
Data source date: 2023/11/18

Report Generated by:
Bowles, Natalie

Report Generated on:
23-Nov-23 1:42:22 PM
PP-CSC-Operational Planning-4300



Calls For Service (CFS) Billing Summary Report

The North Shore October - 2023

Billing Categories <i>(Billing categories below do not match traditional crime groupings)</i>		2023				2022			
		October	Year to Date	Time Standard	Year To Date Weighted Hours	October	Year to Date	Time Standard	Year To Date Weighted Hours
Violent Criminal Code	Assault With Weapon or Causing Bodily Harm-Level 2	0	0		0.0	0	1	15.8	15.8
	Assault-Level 1	0	1	15.8	15.8	1	1	15.8	15.8
	Criminal Harassment	0	1	15.8	15.8	0	0		0.0
	Utter Threats to Person	0	3	15.8	47.4	0	0		0.0
	Total	0	5	15.8	79.0	1	2	15.8	31.6
Property Crime Violations	Break & Enter	0	0		0.0	0	1	6.4	6.4
	Theft of - Motorcycles	0	0		0.0	0	1	6.4	6.4
	Theft under - Other Theft	0	0		0.0	0	3	6.4	19.2
	Possession of Stolen Goods under \$5,000	0	1	6.4	6.4	0	0		0.0
	Fraud -Master code	0	0		0.0	0	1	6.4	6.4
	Fraud - False Pretence <= \$5,000	0	0		0.0	0	2	6.4	12.8
	Fraud -Money/property/security <= \$5,000	0	1	6.4	6.4	0	1	6.4	6.4
	Mischief - master code	0	0		0.0	0	1	6.4	6.4
	Property Damage	0	1	6.4	6.4	0	0		0.0
	Total	0	3	6.4	19.2	0	10	6.4	64.0
Other Criminal Code Violations <i>(Excluding traffic)</i>	Bail Violations - Fail To Comply	0	1	7.5	7.5	0	1	7.5	7.5
	Disturb the Peace	0	0		0.0	0	1	7.5	7.5
	Breach of Probation	0	1	7.5	7.5	0	0		0.0
	Total	0	2	7.5	15.0	0	2	7.5	15.0
Drug Possession	Possession Cocaine	0	1	7.1	7.1	0	0		0.0
	Total	0	1	7.1	7.1	0	0		0.0
Statutes & Acts	Mental Health Act	0	1	3.4	3.4	0	0		0.0
	Mental Health Act - Attempt Suicide	0	1	3.4	3.4	0	0		0.0
	Mental Health Act - Threat of Sulcide	0	0		0.0	0	2	3.4	6.8
	Trespass To Property Act	0	2	3.4	6.8	0	1	3.4	3.4
	Total	0	4	3.4	13.6	0	3	3.4	10.2
Operational	Animal Bite	0	0		0.0	0	1	3.8	3.8
	Animal Stray	0	1	3.8	3.8	0	1	3.8	3.8
	Animal - Dog Owners Liability Act	0	1	3.8	3.8	0	1	3.8	3.8
	Domestic Disturbance	0	5	3.8	19.0	0	4	3.8	15.2
	Suspicious Person	0	1	3.8	3.8	0	1	3.8	3.8
	Fire - Other	0	1	3.8	3.8	0	1	3.8	3.8



Calls For Service (CFS) Billing Summary Report

The North Shore October - 2023

Billing Categories <i>(Billing categories below do not match traditional crime groupings)</i>		2023				2022			
		October	Year to Date	Time Standard	Year To Date Weighted Hours	October	Year to Date	Time Standard	Year To Date Weighted Hours
Operational	Missing Person 12 & older	0	1	3.8	3.8	0	0		0.0
	Missing Person Located 12 & older	0	1	3.8	3.8	0	0		0.0
	Noise Complaint - Master code	0	1	3.8	3.8	0	0		0.0
	Found Property -Master code	0	0		0.0	0	1	3.8	3.8
	Lost Property -Master code	0	0		0.0	0	1	3.8	3.8
	Lost - Vehicle Accessories	0	1	3.8	3.8	0	0		0.0
	Lost-Personal Accessories	0	1	3.8	3.8	0	0		0.0
	Lost-Others	0	1	3.8	3.8	0	0		0.0
	Sudden Death - Natural Causes	0	2	3.8	7.6	0	1	3.8	3.8
	Suspicious Vehicle	0	2	3.8	7.6	0	0		0.0
	Trouble with Youth	1	1	3.8	3.8	0	0		0.0
	Vehicle Recovered - Automobile	0	0		0.0	0	1	3.8	3.8
	Neighbour Dispute	0	7	3.8	26.6	1	4	3.8	15.2
	Dogs By-Law	0	1	3.8	3.8	0	0		0.0
	Assist Public	0	3	3.8	11.4	0	7	3.8	26.6
	Family Dispute	0	1	3.8	3.8	0	3	3.8	11.4
	Total	1	32	3.8	121.6	1	27	3.8	102.6
Operational2	False Alarm -Others	0	2	1.4	2.8	0	4	1.4	5.6
	Keep the Peace	0	2	1.4	2.8	0	0		0.0
	911 call / 911 hang up	0	1	1.4	1.4	0	0		0.0
	911 hang up - Pocket Dial	0	1	1.4	1.4	0	0		0.0
	911 call - Dropped Cell	0	0		0.0	0	2	1.4	2.8
	Total	0	6	1.4	8.4	0	6	1.4	8.4
Traffic	MVC - Personal Injury (MOTOR VEHICLE COLLISION)	0	1	3.7	3.7	0	1	3.7	3.7
	MVC - Prop. Dam. Reportable (MOTOR VEHICLE COLLISION)	0	3	3.7	11.1	0	5	3.7	18.5
	MVC - Others (MOTOR VEHICLE COLLISION)	0	1	3.7	3.7	0	0		0.0
	Total	0	5	3.7	18.5	0	6	3.7	22.2
Total	1	58		282.4	2	56		254.0	

Note to Detachment Commanders:

- The content of each report is to be shared by the Detachment Commander only with the municipality for which it was generated.



Calls For Service (CFS) Billing Summary Report

The North Shore October - 2023

The municipality may treat this as a public document and distribute it as they wish.

- All data is sourced from the Niche RMS application. Included are 'reported' occurrences (actuals and unfounded occurrences) for 'billable' occurrences ONLY. Data is refreshed on a weekly basis.
- The Traffic category includes motor vehicle collision (MVC) occurrences entered into Niche (UCR code 8521). MVCs are NOT sourced from the eCRS application for this report.
- Only the primary violation is counted within an occurrence.
- Time standards displayed are for the 2023 billing period.

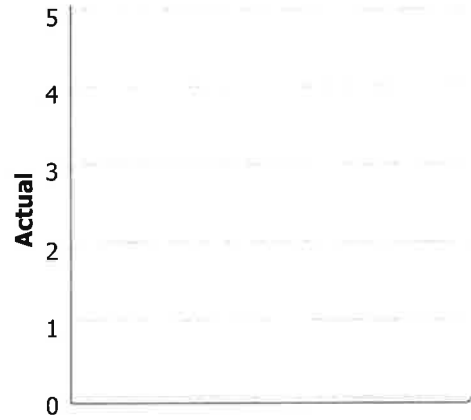
Note to Municipalities:

- Data contained within this report is dynamic in nature and numbers will change over time as the Ontario Provincial Police continues to investigate and solve crime.
- This report is NOT to be used for crime trend analysis as not all occurrences are included.
- Data groupings within this report do not match traditional crime groupings seen in other public reports such as the OPP Police Services Board reports or Statistics Canada reporting.

**Police Services Board Report for North Shore
Records Management System
October - 2023**

Violent Crime

Actual	October			Year to Date - October		
	2022	2023	% Change	2022	2023	% Change
Murder	0	0	--	0	0	--
Other Offences Causing Death	0	0	--	0	0	--
Attempted Murder	0	0	--	0	0	--
Sexual Assault	0	0	--	0	0	--
Assault	0	0	--	1	1	0.0%
Abduction	0	0	--	0	0	--
Robbery	0	0	--	0	0	--
Other Crimes Against a Person	0	0	--	0	3	--
Total	0	0	--	1	4	300.0%



Property Crime

Actual	October			Year to Date - October		
	2022	2023	% Change	2022	2023	% Change
Arson	0	0	--	0	0	--
Break & Enter	0	0	--	1	0	-100.0%
Theft Over	0	0	--	1	0	-100.0%
Theft Under	0	0	--	3	0	-100.0%
Have Stolen Goods	0	0	--	0	1	--
Fraud	0	0	--	4	1	-75.0%
Mischief	0	0	--	1	0	-100.0%
Total	0	0	--	10	2	-80.0%



Drug Crime

Detachment: 4B - EAST ALGOMA (Blind River)
Location code(s): 4B00 - EAST ALGOMA (Blind River)
Area code(s): 4021 - The North Shore
Data source date: 2023/11/18

Report Generated by:
Bowles, Natalie

Report Generated on:
23-Nov-23 1:43:56 PM
PP-CSC-Operational Planning-4300

**Police Services Board Report for North Shore
Records Management System
October - 2023**

Actual	October			Year to Date - October		
	2022	2023	% Change	2022	2023	% Change
Possession	0	0	--	0	1	--
Trafficking	0	0	--	0	0	--
Importation and Production	0	0	--	0	0	--
Total	0	0	--	0	1	--

Clearance Rate						
Clearance Rate	October			Year to Date - October		
	2022	2023	Difference	2022	2023	Difference
Violent Crime	--	--	--	100.0%	75.0%	-25.0%
Property Crime	--	--	--	10.0%	50.0%	40.0%
Drug Crime	--	--	--	--	100.0%	--
Total (Violent, Property & Drug)	--	--	--	25.0%	75.0%	50.0%

Unfounded						
Unfounded	October			Year to Date - October		
	2022	2023	% Change	2022	2023	% Change
Total (Violent, Property & Drug)	1	0	-100.0%	1	1	0.0%

Data contained within this report is dynamic in nature and numbers will change over time as the Ontario Provincial Police continue to investigate and solve crime.

Data Utilized

- Major Crimes
- Niche RMS All Offence Level Business Intelligence Cube

Detachment: 4B - EAST ALGOMA (Blind River)
Location code(s): 4B00 - EAST ALGOMA (Blind River)
Area code(s): 4021 - The North Shore
Data source date: 2023/11/18

Report Generated by:
Bowles, Natalie

Report Generated on:
23-Nov-23 1:43:56 PM
PP-CSC-Operational Planning-4300



Calls For Service (CFS) Billing Summary Report

The North Shore November - 2023

Billing Categories <i>(Billing categories below do not match traditional crime groupings)</i>		2023				2022			
		November	Year to Date	Time Standard	Year To Date Weighted Hours	November	Year to Date	Time Standard	Year To Date Weighted Hours
Violent Criminal Code	Assault With Weapon or Causing Bodily Harm-Level 2	0	0		0.0	0	1	15.8	15.8
	Assault-Level 1	0	1	15.8	15.8	0	1	15.8	15.8
	Criminal Harassment	0	1	15.8	15.8	0	0		0.0
	Indecent/Harassing Communications	1	1	15.8	15.8	0	0		0.0
	Utter Threats to Person	0	3	15.8	47.4	0	0		0.0
	Total	1	6	15.8	94.8	0	2	15.8	31.6
Property Crime Violations	Break & Enter	0	0		0.0	0	1	6.4	6.4
	Theft of - Motorcycles	0	0		0.0	0	1	6.4	6.4
	Theft under - Other Theft	0	0		0.0	0	3	6.4	19.2
	Possession of Stolen Goods under \$5,000	0	1	6.4	6.4	0	0		0.0
	Fraud -Master code	0	0		0.0	0	1	6.4	6.4
	Fraud - False Pretence <= \$5,000	0	0		0.0	0	2	6.4	12.8
	Fraud - Forgery & Uttering	0	0		0.0	1	1	6.4	6.4
	Fraud -Money/property/security <= \$5,000	0	1	6.4	6.4	0	1	6.4	6.4
	Mischief - master code	0	0		0.0	0	1	6.4	6.4
	Property Damage	0	1	6.4	6.4	0	0		0.0
	Total	0	3	6.4	19.2	1	11	6.4	70.4
Other Criminal Code Violations (Excluding traffic)	Bail Violations - Fail To Comply	0	1	7.5	7.5	0	1	7.5	7.5
	Disturb the Peace	0	0		0.0	0	1	7.5	7.5
	Breach of Probation	0	1	7.5	7.5	0	0		0.0
	Total	0	2	7.5	15.0	0	2	7.5	15.0
Drug Possession	Possession Cocaine	0	1	7.1	7.1	0	0		0.0
	Total	0	1	7.1	7.1	0	0		0.0
Statutes & Acts	Mental Health Act	0	1	3.4	3.4	0	0		0.0
	Mental Health Act - Attempt Suicide	0	1	3.4	3.4	0	0		0.0
	Mental Health Act - Threat of Suicide	0	0		0.0	0	2	3.4	6.8
	Trespass To Property Act	0	2	3.4	6.8	0	1	3.4	3.4
	Total	0	4	3.4	13.6	0	3	3.4	10.2
Operational	Animal Bite	0	0		0.0	0	1	3.8	3.8



Calls For Service (CFS) Billing Summary Report

The North Shore November - 2023

Billing Categories <i>(Billing categories below do not match traditional crime groupings)</i>		2023				2022			
		November	Year to Date	Time Standard	Year To Date Weighted Hours	November	Year to Date	Time Standard	Year To Date Weighted Hours
Operational	Animal Stray	0	1	3.8	3.8	0	1	3.8	3.8
	Animal - Dog Owners Liability Act	0	1	3.8	3.8	0	1	3.8	3.8
	Domestic Disturbance	2	7	3.8	26.6	0	4	3.8	15.2
	Suspicious Person	0	1	3.8	3.8	0	1	3.8	3.8
	Fire - Other	0	1	3.8	3.8	0	1	3.8	3.8
	Missing Person 12 & older	0	1	3.8	3.8	0	0		0.0
	Missing Person Located 12 & older	0	1	3.8	3.8	0	0		0.0
	Noise Complaint - Master code	0	1	3.8	3.8	0	0		0.0
	Found Property - Master code	0	0		0.0	0	1	3.8	3.8
	Lost Property - Master code	0	0		0.0	0	1	3.8	3.8
	Lost - Vehicle Accessories	0	1	3.8	3.8	0	0		0.0
	Lost-Personal Accessories	0	1	3.8	3.8	0	0		0.0
	Lost-Others	0	1	3.8	3.8	0	0		0.0
	Sudden Death - Natural Causes	1	3	3.8	11.4	0	1	3.8	3.8
	Suspicious Vehicle	0	2	3.8	7.6	0	0		0.0
	Trouble with Youth	0	1	3.8	3.8	0	0		0.0
	Vehicle Recovered - Automobile	0	0		0.0	0	1	3.8	3.8
	Unwanted Persons	0	0		0.0	2	2	3.8	7.6
	Neighbour Dispute	0	7	3.8	26.6	0	4	3.8	15.2
	Dogs By-Law	0	1	3.8	3.8	0	0		0.0
Assist Public	0	3	3.8	11.4	0	8	3.8	30.4	
Family Dispute	1	2	3.8	7.6	0	3	3.8	11.4	
Total	4	36	3.8	136.8	2	30	3.8	114.0	
Operational2	False Alarm -Others	0	2	1.4	2.8	1	5	1.4	7.0
	Keep the Peace	0	2	1.4	2.8	0	0		0.0
	911 call / 911 hang up	0	1	1.4	1.4	0	0		0.0
	911 call - Dropped Cell	0	0		0.0	0	2	1.4	2.8
	Total	0	5	1.4	7.0	1	7	1.4	9.8
Traffic	MVC - Personal Injury (MOTOR VEHICLE COLLISION)	0	1	3.7	3.7	0	1	3.7	3.7



Calls For Service (CFS) Billing Summary Report

The North Shore November - 2023

Billing Categories <i>(Billing categories below do not match traditional crime groupings)</i>		2023				2022			
		November	Year to Date	Time Standard	Year To Date Weighted Hours	November	Year to Date	Time Standard	Year To Date Weighted Hours
Traffic	MVC - Prop. Dam. Reportable (MOTOR VEHICLE COLLISION)	0	3	3.7	11.1	1	6	3.7	22.2
	MVC - Others (MOTOR VEHICLE COLLISION)	0	1	3.7	3.7	0	0		0.0
	Total	0	5	3.7	18.5	1	7	3.7	25.9
Total		5	62		312.0	5	62		276.9

Note to Detachment Commanders:

- The content of each report is to be shared by the Detachment Commander only with the municipality for which it was generated. The municipality may treat this as a public document and distribute it as they wish.
- All data is sourced from the Niche RMS application. Included are 'reported' occurrences (actuals and unfounded occurrences) for 'billable' occurrences ONLY. Data is refreshed on a weekly basis.
- The Traffic category includes motor vehicle collision (MVC) occurrences entered into Niche (UCR code 8521). MVCs are NOT sourced from the eCRS application for this report.
- Only the primary violation is counted within an occurrence.
- Time standards displayed are for the 2023 billing period.

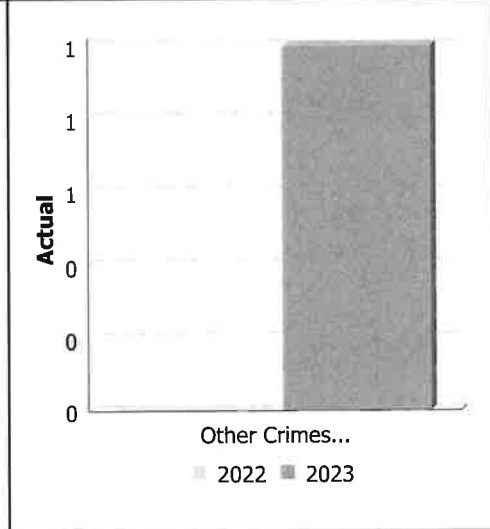
Note to Municipalities:

- Data contained within this report is dynamic in nature and numbers will change over time as the Ontario Provincial Police continues to investigate and solve crime.
- This report is NOT to be used for crime trend analysis as not all occurrences are included.
- Data groupings within this report do not match traditional crime groupings seen in other public reports such as the OPP Police Services Board reports or Statistics Canada reporting.

**Police Services Board Report for North Shore
Records Management System
November - 2023**

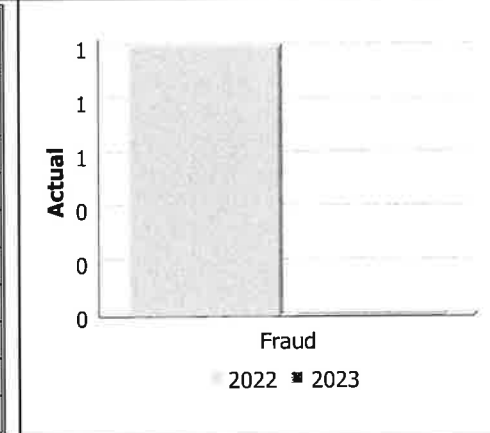
Violent Crime

Actual	November			Year to Date - November		
	2022	2023	% Change	2022	2023	% Change
Murder	0	0	--	0	0	--
Other Offences Causing Death	0	0	--	0	0	--
Attempted Murder	0	0	--	0	0	--
Sexual Assault	0	0	--	0	0	--
Assault	0	0	--	1	1	0.0%
Abduction	0	0	--	0	0	--
Robbery	0	0	--	0	0	--
Other Crimes Against a Person	0	1	--	0	4	--
Total	0	1	--	1	5	400.0%



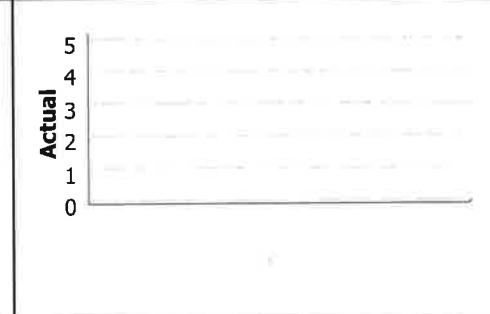
Property Crime

Actual	November			Year to Date - November		
	2022	2023	% Change	2022	2023	% Change
Arson	0	0	--	0	0	--
Break & Enter	0	0	--	1	0	-100.0%
Theft Over	0	0	--	1	0	-100.0%
Theft Under	0	0	--	3	0	-100.0%
Have Stolen Goods	0	0	--	0	1	--
Fraud	1	0	-100.0%	5	1	-80.0%
Mischief	0	0	--	1	0	-100.0%
Total	1	0	-100.0%	11	2	-81.8%



Drug Crime

Actual	November			Year to Date - November		
	2022	2023	% Change	2022	2023	% Change
Possession	0	0	--	0	1	--
Trafficking	0	0	--	0	0	--
Importation and Production	0	0	--	0	0	--
Total	0	0	--	0	1	--



Detachment: 4B - EAST ALGOMA (Blind River)
Location code(s): 4B00 - EAST ALGOMA (Blind River)
Area code(s): 4021 - The North Shore
Data source date: 2023/12/09

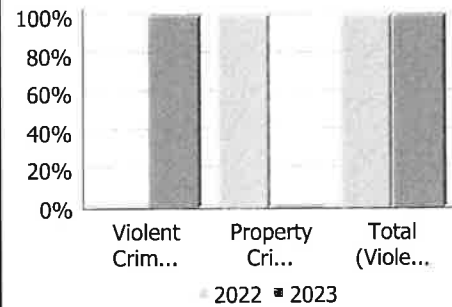
Report Generated by:
Bowles, Natalie

Report Generated on:
15-Dec-23 9:03:49 AM
PP-CSC-Operational Planning-4300

**Police Services Board Report for North Shore
Records Management System
November - 2023**


Clearance Rate

Clearance Rate	November			Year to Date - November		
	2022	2023	Difference	2022	2023	Difference
Violent Crime	--	100.0%	--	100.0%	80.0%	-20.0%
Property Crime	100.0%	--	--	18.2%	50.0%	31.8%
Drug Crime	--	--	--	--	100.0%	--
Total (Violent, Property & Drug)	100.0%	100.0%	0.0%	30.8%	77.8%	47.0%



Unfounded

Unfounded	November			Year to Date - November		
	2022	2023	% Change	2022	2023	% Change
Total (Violent, Property & Drug)	0	0	--	1	1	0.0%



Data contained within this report is dynamic in nature and numbers will change over time as the Ontario Provincial Police continue to investigate and solve crime.

Data Utilized

- Major Crimes
- Niche RMS All Offence Level Business Intelligence Cube

Detachment: 4B - EAST ALGOMA (Blind River)
Location code(s): 4B00 - EAST ALGOMA (Blind River)
Area code(s): 4021 - The North Shore
Data source date: 2023/12/09

Report Generated by:
Bowles, Natalie

Report Generated on:
15-Dec-23 9:03:49 AM
PP-CSC-Operational Planning-4300



Calls For Service (CFS) Billing Summary Report

The North Shore December - 2023

Billing Categories <i>(Billing categories below do not match traditional crime groupings)</i>		2023				2022			
		December	Year to Date	Time Standard	Year To Date Weighted Hours	December	Year to Date	Time Standard	Year To Date Weighted Hours
Violent Criminal Code	Assault With Weapon or Causing Bodily Harm-Level 2	0	0		0.0	0	1	15.8	15.8
	Assault-Level 1	0	1	15.8	15.8	0	1	15.8	15.8
	Criminal Harassment	0	1	15.8	15.8	0	0		0.0
	Indecent/Harassing Communications	0	1	15.8	15.8	0	0		0.0
	Utter Threats to Person	0	3	15.8	47.4	2	2	15.8	31.6
	Total	0	6	15.8	94.8	2	4	15.8	63.2
Property Crime Violations	Break & Enter	0	0		0.0	0	1	6.4	6.4
	Theft of - Motorcycles	0	0		0.0	0	1	6.4	6.4
	Theft under - Building	1	1	6.4	6.4	0	0		0.0
	Theft under - Other Theft	0	1	6.4	6.4	0	3	6.4	19.2
	Possession of Stolen Goods under \$5,000	0	1	6.4	6.4	0	0		0.0
	Fraud -Master code	0	0		0.0	0	1	6.4	6.4
	Fraud - False Pretence <= \$5,000	0	0		0.0	0	2	6.4	12.8
	Fraud - Forgery & Uttering	0	0		0.0	0	1	6.4	6.4
	Fraud -Money/property/security <= \$5,000	0	1	6.4	6.4	0	1	6.4	6.4
	Mischief - master code	0	0		0.0	0	1	6.4	6.4
	Property Damage	0	1	6.4	6.4	0	0		0.0
	Total	1	5	6.4	32.0	0	11	6.4	70.4
Other Criminal Code Violations (Excluding traffic)	Bail Violations - Fail To Comply	0	1	7.5	7.5	0	1	7.5	7.5
	Disturb the Peace	0	0		0.0	0	1	7.5	7.5
	Breach of Probation	0	1	7.5	7.5	0	0		0.0
	Total	0	2	7.5	15.0	0	2	7.5	15.0
Drug Possession	Possession Cocaine	0	1	7.1	7.1	0	0		0.0
	Total	0	1	7.1	7.1	0	0		0.0
Statutes & Acts	Mental Health Act	0	1	3.4	3.4	0	0		0.0
	Mental Health Act - Attempt Suicide	0	1	3.4	3.4	0	0		0.0
	Mental Health Act - Threat of Suicide	0	0		0.0	0	2	3.4	6.8
	Trespass To Property Act	0	2	3.4	6.8	0	1	3.4	3.4
	Total	0	4	3.4	13.6	0	3	3.4	10.2



Calls For Service (CFS) Billing Summary Report

The North Shore December - 2023

Billing Categories <i>(Billing categories below do not match traditional crime groupings)</i>		2023				2022			
		December	Year to Date	Time Standard	Year To Date Weighted Hours	December	Year to Date	Time Standard	Year To Date Weighted Hours
Operational	Animal Bite	0	0		0.0	0	1	3.8	3.8
	Animal Stray	0	1	3.8	3.8	0	1	3.8	3.8
	Animal - Dog Owners Liability Act	0	1	3.8	3.8	0	1	3.8	3.8
	Domestic Disturbance	0	8	3.8	30.4	1	5	3.8	19.0
	Suspicious Person	0	2	3.8	7.6	0	1	3.8	3.8
	Fire - Other	0	1	3.8	3.8	0	1	3.8	3.8
	Missing Person 12 & older	0	1	3.8	3.8	0	0		0.0
	Missing Person Located 12 & older	0	1	3.8	3.8	0	0		0.0
	Noise Complaint - Master code	0	1	3.8	3.8	0	0		0.0
	Found Property - Master code	0	0		0.0	0	1	3.8	3.8
	Lost Property - Master code	0	0		0.0	0	1	3.8	3.8
	Lost - Vehicle Accessories	0	1	3.8	3.8	0	0		0.0
	Lost-Personal Accessories	0	1	3.8	3.8	0	0		0.0
	Lost-Others	0	1	3.8	3.8	0	0		0.0
	Sudden Death - Natural Causes	0	3	3.8	11.4	0	1	3.8	3.8
	Sudden Death - Others	0	0		0.0	1	1	3.8	3.8
	Suspicious Vehicle	0	2	3.8	7.6	0	0		0.0
	Trouble with Youth	0	1	3.8	3.8	0	0		0.0
	Vehicle Recovered - Automobile	0	0		0.0	0	1	3.8	3.8
	Unwanted Persons	0	0		0.0	0	2	3.8	7.6
	Neighbour Dispute	0	7	3.8	26.6	0	4	3.8	15.2
	Dogs By-Law	0	1	3.8	3.8	0	0		0.0
	Assist Public	0	3	3.8	11.4	0	8	3.8	30.4
	Family Dispute	0	3	3.8	11.4	1	4	3.8	15.2
Total	0	39	3.8	148.2	3	33	3.8	125.4	
Operational2	False Alarm -Others	0	2	1.4	2.8	0	5	1.4	7.0
	Keep the Peace	0	2	1.4	2.8	0	0		0.0
	911 call / 911 hang up	0	1	1.4	1.4	0	0		0.0
	911 call - Dropped Cell	0	0		0.0	0	2	1.4	2.8
	Total	0	5	1.4	7.0	0	7	1.4	9.8



Calls For Service (CFS) Billing Summary Report

The North Shore December - 2023

Billing Categories <i>(Billing categories below do not match traditional crime groupings)</i>		2023				2022			
		December	Year to Date	Time Standard	Year To Date Weighted Hours	December	Year to Date	Time Standard	Year To Date Weighted Hours
Traffic	MVC - Personal Injury (MOTOR VEHICLE COLLISION)	0	1	3.7	3.7	0	1	3.7	3.7
	MVC - Prop. Dam. Reportable (MOTOR VEHICLE COLLISION)	0	4	3.7	14.8	2	8	3.7	29.6
	MVC - Others (MOTOR VEHICLE COLLISION)	0	1	3.7	3.7	0	0		0.0
	Total	0	6	3.7	22.2	2	9	3.7	33.3
Total	1	68		339.9	7	69		327.3	

Note to Detachment Commanders:

- The content of each report is to be shared by the Detachment Commander only with the municipality for which it was generated. The municipality may treat this as a public document and distribute it as they wish.
- All data is sourced from the Niche RMS application. Included are 'reported' occurrences (actuals and unfounded occurrences) for 'billable' occurrences ONLY. Data is refreshed on a weekly basis.
- The Traffic category includes motor vehicle collision (MVC) occurrences entered into Niche (UCR code 8521). MVCs are NOT sourced from the eCRS application for this report.
- Only the primary violation is counted within an occurrence.
- Time standards displayed are for the 2023 billing period.

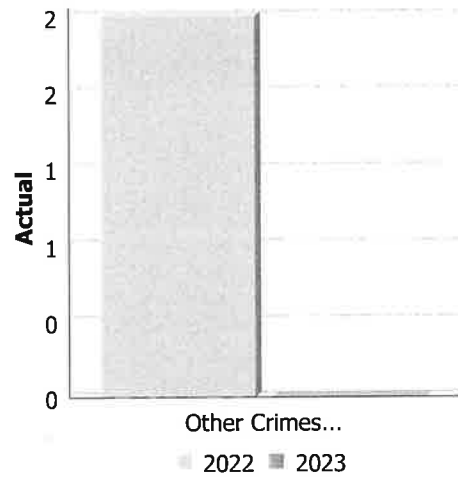
Note to Municipalities:

- Data contained within this report is dynamic in nature and numbers will change over time as the Ontario Provincial Police continues to investigate and solve crime.
- This report is NOT to be used for crime trend analysis as not all occurrences are included.
- Data groupings within this report do not match traditional crime groupings seen in other public reports such as the OPP Police Services Board reports or Statistics Canada reporting.

**Police Services Board Report for North Shore
Records Management System
December - 2023**

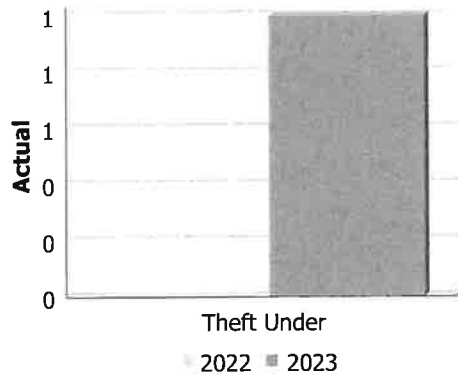
Violent Crime

Actual	December			Year to Date - December		
	2022	2023	% Change	2022	2023	% Change
Murder	0	0	--	0	0	--
Other Offences Causing Death	0	0	--	0	0	--
Attempted Murder	0	0	--	0	0	--
Sexual Assault	0	0	--	0	0	--
Assault	0	0	--	1	1	0.0%
Abduction	0	0	--	0	0	--
Robbery	0	0	--	0	0	--
Other Crimes Against a Person	2	0	-100.0%	2	4	100.0%
Total	2	0	-100.0%	3	5	66.7%



Property Crime

Actual	December			Year to Date - December		
	2022	2023	% Change	2022	2023	% Change
Arson	0	0	--	0	0	--
Break & Enter	0	0	--	1	0	-100.0%
Theft Over	0	0	--	1	0	-100.0%
Theft Under	0	1	--	3	2	-33.3%
Have Stolen Goods	0	0	--	0	1	--
Fraud	0	0	--	5	1	-80.0%
Mischief	0	0	--	1	0	-100.0%
Total	0	1	--	11	4	-63.6%



Drug Crime

Actual	December			Year to Date - December		
	2022	2023	% Change	2022	2023	% Change
Possession	0	0	--	0	1	--
Trafficking	0	0	--	0	0	--
Importation and Production	0	0	--	0	0	--
Total	0	0	--	0	1	--




Detachment: 4B - EAST ALGOMA (Blind River)
Location code(s): 4B00 - EAST ALGOMA (Blind River)
Area code(s): 4021 - The North Shore
Data source date: 2024/01/13

Report Generated by:
Bowles, Natalie

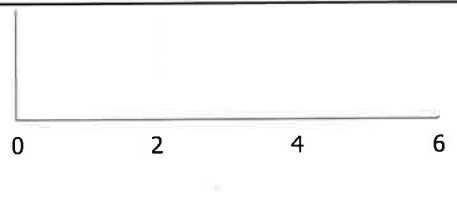
Report Generated on:
15-Jan-24 8:23:46 AM
PP-CSC-Operational Planning-4300

**Police Services Board Report for North Shore
Records Management System
December - 2023**

Clearance Rate						
Clearance Rate	December			Year to Date - December		
	2022	2023	Difference	2022	2023	Difference
Violent Crime	0.0%	--	--	33.3%	80.0%	46.7%
Property Crime	--	0.0%	--	18.2%	25.0%	6.8%
Drug Crime	--	--	--	--	100.0%	--
Total (Violent, Property & Drug)	0.0%	0.0%	0.0%	26.7%	63.6%	37.0%



Unfounded						
Unfounded	December			Year to Date - December		
	2022	2023	% Change	2022	2023	% Change
Total (Violent, Property & Drug)	0	0	--	1	1	0.0%



Data contained within this report is dynamic in nature and numbers will change over time as the Ontario Provincial Police continue to investigate and solve crime.

Data Utilized

- Major Crimes
- Niche RMS All Offence Level Business Intelligence Cube

Detachment: 4B - EAST ALGOMA (Blind River)
Location code(s): 4B00 - EAST ALGOMA (Blind River)
Area code(s): 4021 - The North Shore
Data source date: 2024/01/13

Report Generated by:
Bowles, Natalie

Report Generated on:
15-Jan-24 8:23:46 AM
PP-CSC-Operational Planning-4300



Calls For Service (CFS) Billing Summary Report

The North Shore January - 2024

Billing Categories <i>(Billing categories below do not match traditional crime groupings)</i>		2024				2023			
		January	Year to Date	Time Standard	Year To Date Weighted Hours	January	Year to Date	Time Standard	Year To Date Weighted Hours
Operational	Domestic Disturbance	0	0		0.0	1	1	3.8	3.8
	Fire - Building	1	1	3.8	3.8	0	0		0.0
	Missing Person Located 12 & older	0	0		0.0	1	1	3.8	3.8
	Neighbour Dispute	1	1	3.8	3.8	0	0		0.0
	Assist Public	1	1	3.8	3.8	0	0		0.0
	Total	3	3	3.8	11.4	2	2	3.8	7.6
Operational2	False Alarm -Others	1	1	1.5	1.5	1	1	1.5	1.5
	Total	1	1	1.5	1.5	1	1	1.5	1.5
Traffic	MVC - Personal Injury (MOTOR VEHICLE COLLISION)	0	0		0.0	1	1	3.8	3.8
	MVC - Prop. Dam. Reportable (MOTOR VEHICLE COLLISION)	0	0		0.0	2	2	3.8	7.6
	Total	0	0		0.0	3	3	3.8	11.4
Total	4	4		12.9	6	6		20.5	

Note to Detachment Commanders:

- The content of each report is to be shared by the Detachment Commander only with the municipality for which it was generated. The municipality may treat this as a public document and distribute it as they wish.
- All data is sourced from the Niche RMS application. Included are 'reported' occurrences (actuals and unfounded occurrences) for 'billable' occurrences ONLY. Data is refreshed on a weekly basis.
- The Traffic category includes motor vehicle collision (MVC) occurrences entered into Niche (UCR code 8521). MVCs are NOT sourced from the eCRS application for this report.
- Only the primary violation is counted within an occurrence.
- Time standards displayed are for the 2024 billing period.

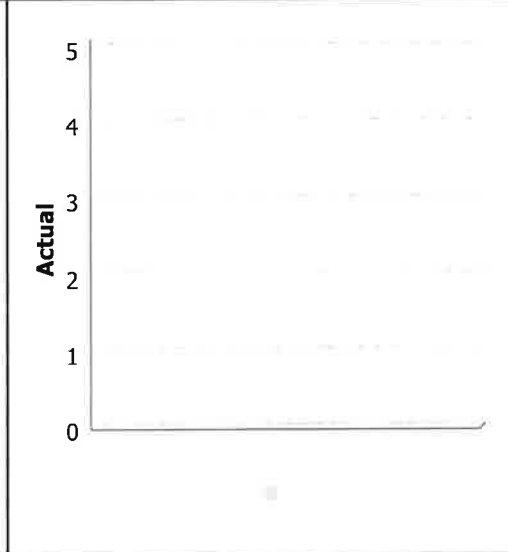
Note to Municipalities:

- Data contained within this report is dynamic in nature and numbers will change over time as the Ontario Provincial Police continues to investigate and solve crime.
- This report is NOT to be used for crime trend analysis as not all occurrences are included.
- Data groupings within this report do not match traditional crime groupings seen in other public reports such as the OPP Police Services Board reports or Statistics Canada reporting.

**Police Services Board Report for North Shore
Records Management System
January - 2024**

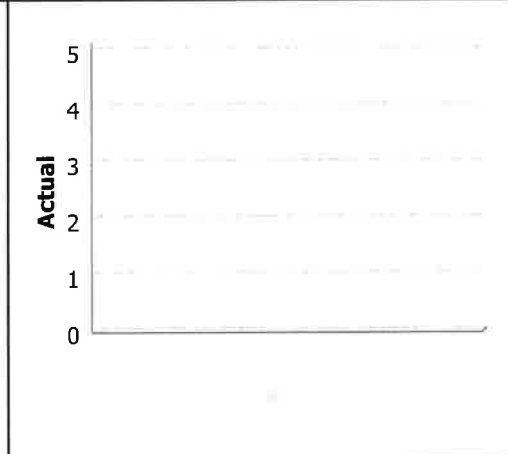
Violent Crime

Actual	January			Year to Date - January		
	2023	2024	% Change	2023	2024	% Change
Murder	0	0	--	0	0	--
Other Offences Causing Death	0	0	--	0	0	--
Attempted Murder	0	0	--	0	0	--
Sexual Assault	0	0	--	0	0	--
Assault	0	0	--	0	0	--
Abduction	0	0	--	0	0	--
Robbery	0	0	--	0	0	--
Other Crimes Against a Person	0	0	--	0	0	--
Total	0	0	--	0	0	--




Property Crime

Actual	January			Year to Date - January		
	2023	2024	% Change	2023	2024	% Change
Arson	0	0	--	0	0	--
Break & Enter	0	0	--	0	0	--
Theft Over	0	0	--	0	0	--
Theft Under	0	0	--	0	0	--
Have Stolen Goods	0	0	--	0	0	--
Fraud	0	0	--	0	0	--
Mischief	0	0	--	0	0	--
Total	0	0	--	0	0	--



Drug Crime

Actual	January			Year to Date - January		
	2023	2024	% Change	2023	2024	% Change
Possession	0	0	--	0	0	--
Trafficking	0	0	--	0	0	--
Importation and Production	0	0	--	0	0	--
Total	0	0	--	0	0	--

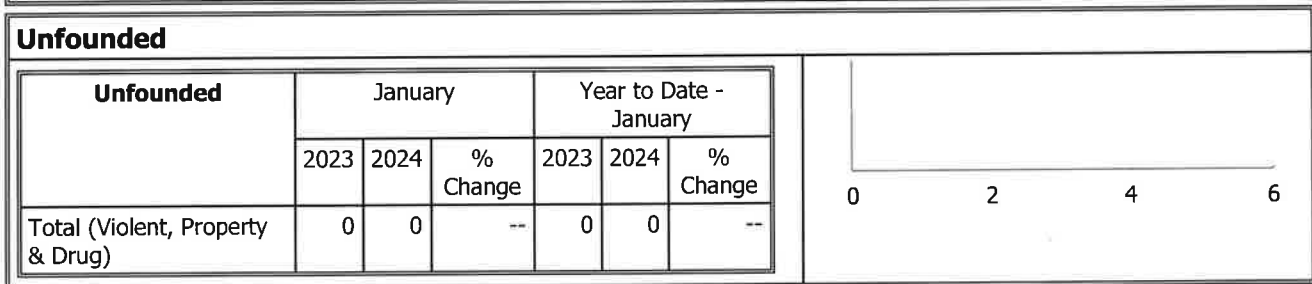
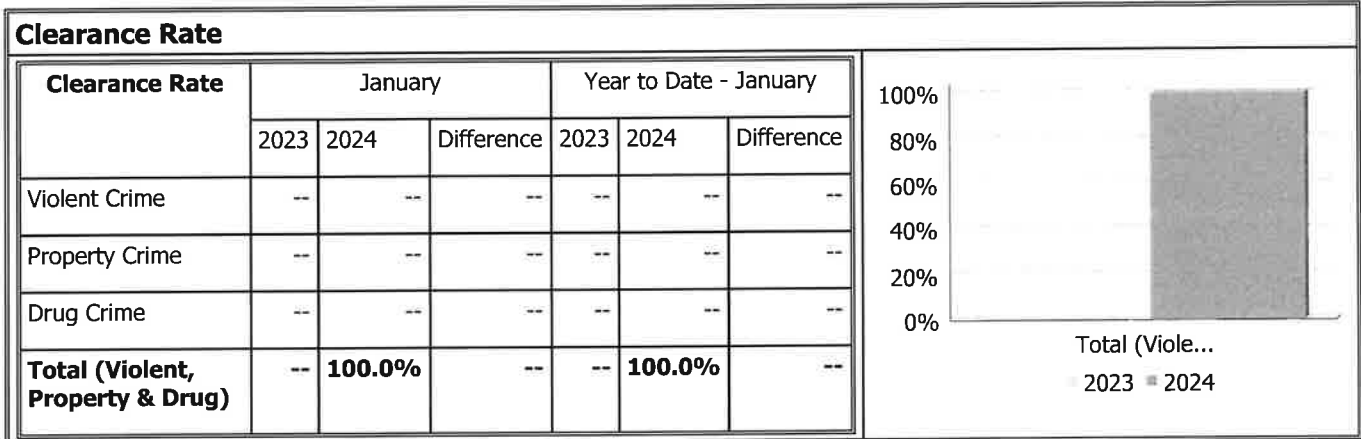


Detachment: 4B - EAST ALGOMA (Blind River)
Location code(s): 4B00 - EAST ALGOMA (Blind River)
Area code(s): 4021 - The North Shore
Data source date: 2024/02/10

Report Generated by:
Bowles, Natalie

Report Generated on:
13-Feb-24 3:11:30 PM
PP-CSC-Operational Planning-4300

**Police Services Board Report for North Shore
Records Management System
January - 2024**



Data contained within this report is dynamic in nature and numbers will change over time as the Ontario Provincial Police continue to investigate and solve crime.

Data Utilized

- Major Crimes
- Niche RMS All Offence Level Business Intelligence Cube

Detachment: 4B - EAST ALGOMA (Blind River)
Location code(s): 4B00 - EAST ALGOMA (Blind River)
Area code(s): 4021 - The North Shore
Data source date: 2024/02/10

Report Generated by:
Bowles, Natalie

Report Generated on:
13-Feb-24 3:11:30 PM
PP-CSC-Operational Planning-4300



Calls For Service (CFS) Billing Summary Report

The North Shore February - 2024

Billing Categories <i>(Billing categories below do not match traditional crime groupings)</i>		2024				2023			
		February	Year to Date	Time Standard	Year To Date Weighted Hours	February	Year to Date	Time Standard	Year To Date Weighted Hours
Operational	Domestic Disturbance	0	0		0.0	0	1	3.8	3.8
	Fire - Building	0	1	3.8	3.8	0	0		0.0
	Missing Person Located 12 & older	0	0		0.0	0	1	3.8	3.8
	Lost-Personal Accessories	0	0		0.0	1	1	3.8	3.8
	Neighbour Dispute	0	1	3.8	3.8	0	0		0.0
	Assist Public	1	2	3.8	7.6	0	0		0.0
	Family Dispute	1	1	3.8	3.8	0	0		0.0
	Total	2	5	3.8	19.0	1	3	3.8	11.4
Operational2	False Alarm -Others	1	2	1.5	3.0	0	1	1.5	1.5
	Total	1	2	1.5	3.0	0	1	1.5	1.5
Traffic	MVC - Personal Injury (MOTOR VEHICLE COLLISION)	0	0		0.0	0	1	3.8	3.8
	MVC - Prop. Dam. Reportable (MOTOR VEHICLE COLLISION)	0	0		0.0	1	3	3.8	11.4
	Total	0	0		0.0	1	4	3.8	15.2
Total	3	7		22.0	2	8		28.1	

Note to Detachment Commanders:

- The content of each report is to be shared by the Detachment Commander only with the municipality for which it was generated. The municipality may treat this as a public document and distribute it as they wish.
- All data is sourced from the Niche RMS application. Included are 'reported' occurrences (actuals and unfounded occurrences) for 'billable' occurrences ONLY. Data is refreshed on a weekly basis.
- The Traffic category includes motor vehicle collision (MVC) occurrences entered into Niche (UCR code 8521). MVCs are NOT sourced from the eCRS application for this report.
- Only the primary violation is counted within an occurrence.
- Time standards displayed are for the 2024 billing period.

Note to Municipalities:


- Data contained within this report is dynamic in nature and numbers will change over time as the Ontario Provincial Police continues to investigate and solve crime.
- This report is NOT to be used for crime trend analysis as not all occurrences are included.
- Data groupings within this report do not match traditional crime groupings seen in other public reports such as the OPP Police Services Board reports or Statistics Canada reporting.

**Police Services Board Report for North Shore
Records Management System
February - 2024**

Violent Crime

Actual	February			Year to Date - February		
	2023	2024	% Change	2023	2024	% Change
Murder	0	0	--	0	0	--
Other Offences Causing Death	0	0	--	0	0	--
Attempted Murder	0	0	--	0	0	--
Sexual Assault	0	0	--	0	0	--
Assault	0	0	--	0	0	--
Abduction	0	0	--	0	0	--
Robbery	0	0	--	0	0	--
Other Crimes Against a Person	0	0	--	0	0	--
Total	0	0	--	0	0	--


Actual



Property Crime

Actual	February			Year to Date - February		
	2023	2024	% Change	2023	2024	% Change
Arson	0	0	--	0	0	--
Break & Enter	0	0	--	0	0	--
Theft Over	0	0	--	0	0	--
Theft Under	0	0	--	0	0	--
Have Stolen Goods	0	0	--	0	0	--
Fraud	0	0	--	0	0	--
Mischief	0	0	--	0	0	--
Total	0	0	--	0	0	--

Actual



Drug Crime

Detachment: 4B - EAST ALGOMA (Blind River)
Location code(s): 4B00 - EAST ALGOMA (Blind River)
Area code(s): 4021 - The North Shore
Data source date: 2024/03/02

Report Generated by:
Bowles, Natalie

Report Generated on:
15-Mar-24 10:33:09 AM
PP-CSC-Operational Planning-4300

**Police Services Board Report for North Shore
Records Management System
February - 2024**

Actual	February			Year to Date - February		
	2023	2024	% Change	2023	2024	% Change
Possession	0	0	--	0	0	--
Trafficking	0	0	--	0	0	--
Importation and Production	0	0	--	0	0	--
Total	0	0	--	0	0	--

Clearance Rate						
Clearance Rate	February			Year to Date - February		
	2023	2024	Difference	2023	2024	Difference
Violent Crime	--	--	--	--	--	--
Property Crime	--	--	--	--	--	--
Drug Crime	--	--	--	--	--	--
Total (Violent, Property & Drug)	--	--	--	--	100.0%	--

Unfounded						
Unfounded	February			Year to Date - February		
	2023	2024	% Change	2023	2024	% Change
Total (Violent, Property & Drug)	0	0	--	0	0	--

Data contained within this report is dynamic in nature and numbers will change over time as the Ontario Provincial Police continue to investigate and solve crime.

Data Utilized

- Major Crimes
- Niche RMS All Offence Level Business Intelligence Cube

Detachment: 4B - EAST ALGOMA (Blind River)
Location code(s): 4B00 - EAST ALGOMA (Blind River)
Area code(s): 4021 - The North Shore
Data source date: 2024/03/02

Report Generated by:
Bowles, Natalie

Report Generated on:
15-Mar-24 10:33:09 AM
PP-CSC-Operational Planning-4300

Starting Year	2023
Starting Month	September
Ending Month	September

Police Services Board Report for North Shore Integrated Court Offence Network September - 2023

Criminal Code and Provincial Statutes Charges Laid	September - 2023		Year to Date - September		% Change
	2022	2023	2022	2023	
Offence Count					
Highway Traffic Act	120	111	1167	954	-18.3%
Criminal Code Traffic	3	9	33	28	-15.2%
Criminal Code Non-Traffic	47	27	246	248	0.8%
Liquor Licence Act	2	6	28	19	-26.9%
Other Violations	10	12	96	143	49.0%
All violations	182	169	1566	1392	



Offence Count	September - 2023		Year to Date - September		% Change
	2022	2023	2022	2023	
Speeding	89	77	678	634	-27.8%
Seatbelt	1	2	15	18	20.0%
Impaired	2	8	23	20	-13.0%
Distracted	0	0	5	5	0.0%
All violations	92	87	721	677	



Integrated Court Offence Network data is updated on a monthly basis. Data could be as much as a month and a half behind.
Data Utilized
Ministry of Attorney General, Integrated Court Offence Network
Integrated Court Offence Network, Business Intelligence Cube

Detachment:	4800
Data Source Date:	16-Nov-23
Report Generated On:	16-Nov-23
Report Generated By:	

Starting Year	2023
Starting Month	October
Ending Month	October

Police Services Board Report for North Shore

Integrated Court Offence Network

October - 2023

Criminal Code and Provincial Statutes Charges Laid	October - 2023			Year to Date - October		
	2022	2023	% Change	2022	2023	% Change
Highway Traffic Act	136	133	-2.2%	1303	1087	-16.6%
Criminal Code Traffic	1	3	200.0%	94	91	-3.3%
Criminal Code Non-Traffic	11	60	445.5%	257	310	20.6%
Liquor Licence Act	1	5	400.0%	27	24	-11.1%
Other Violations	14	16	14.3%	110	159	44.5%
All violations	163	217		1731	1611	



Traffic Related Charges	October - 2023			Year to Date - October		
	2022	2023	% Change	2022	2023	% Change
Speeding	108	103	-4.6%	983	737	-25.0%
Seatbelt	0	0	0.0%	15	18	20.0%
Impaired	0	3	0.0%	23	23	0.0%
Distracted	0	0	0.0%	5	5	0.0%
All violations	108	106		1026	783	



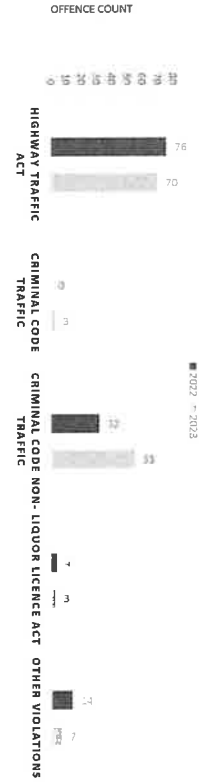
Integrated Court Offence Network data is updated on a monthly basis. Data could be as much as a month and a half behind
 Data Utilized
 Ministry of Attorney General, Integrated Court Offence Network
 Integrated Court Offence Network Business Intelligence Cube

Detachment:	4800
Data Source Date:	19-Dec-23
Report Generated On:	19-Dec-23
Report Generated By:	

Starting Year	2023
Starting Month	November
Ending Month	November

Police Services Board Report for North Shore
Integrated Court Offence Network
 November - 2023

Offence Count	November - 2023		Year to Date - November	
	2022	2023	2022	2023
Highway Traffic Act	76	70	1379	1159
Criminal Code Traffic	0	3	34	34
Criminal Code Non-Traffic	32	55	289	365
Liquor Licence Act	4	3	31	27
Other Violations	14	7	124	167
All violations	126	138	1857	1752



Offence Count	November - 2023		Year to Date - November	
	2022	2023	2022	2023
Speeding	42	54	1025	792
Seatbelt	0	0	15	18
Impaired	0	2	23	25
Distracted	1	0	6	5
All violations	43	56	1069	840



Detachment:	4900
Data Source Date:	15-Jan-24
Report Generated On:	15-Jan-24
Report Generated By:	

Integrated Court Offence Network: data is updated on a monthly basis. Data could be as much as a month and a half behind
 Data Utilized
 Ministry of Attorney General, Integrated Court Offence Network
 Integrated Court Offence Network Business Intelligence Cube

Starting Year	2023
Starting Month	December
Ending Month	December

Police Services Board Report for North Shore

Integrated Court Offence Network
December - 2023

Offence Count	December - 2023		Year to Date - December		% Change
	2022	2023	2022	2023	
Highway Traffic Act	53	85	1432	1249	-12.8%
Criminal Code Traffic	7	2	41	37	-9.8%
Criminal Code Non-Traffic	30	43	319	408	27.9%
Liquor Licence Act	0	2	31	29	-6.5%
Other Violations	14	8	138	176	27.5%
All violations	104	140	1961	1899	



Offence Count	December - 2023		Year to Date - December		% Change
	2022	2023	2022	2023	
Speeding	27	60	1052	852	-19.0%
Seatbelt	0	1	15	19	26.7%
Impaired	6	2	29	27	-6.9%
Distracted	0	0	6	5	-16.7%
All violations	33	63	1102	903	



Integrated Court Offence Network data is updated on a monthly basis. Data could be as much as a month and a half behind Data Utilized
 Ministry of Attorney General, Integrated Court Offence Network
 Integrated Court Offence Network Business Intelligence Cube

Detachment:	4800
Data Source Date:	14-Feb-24
Report Generated On:	14-Feb-24
Report Generated By:	

